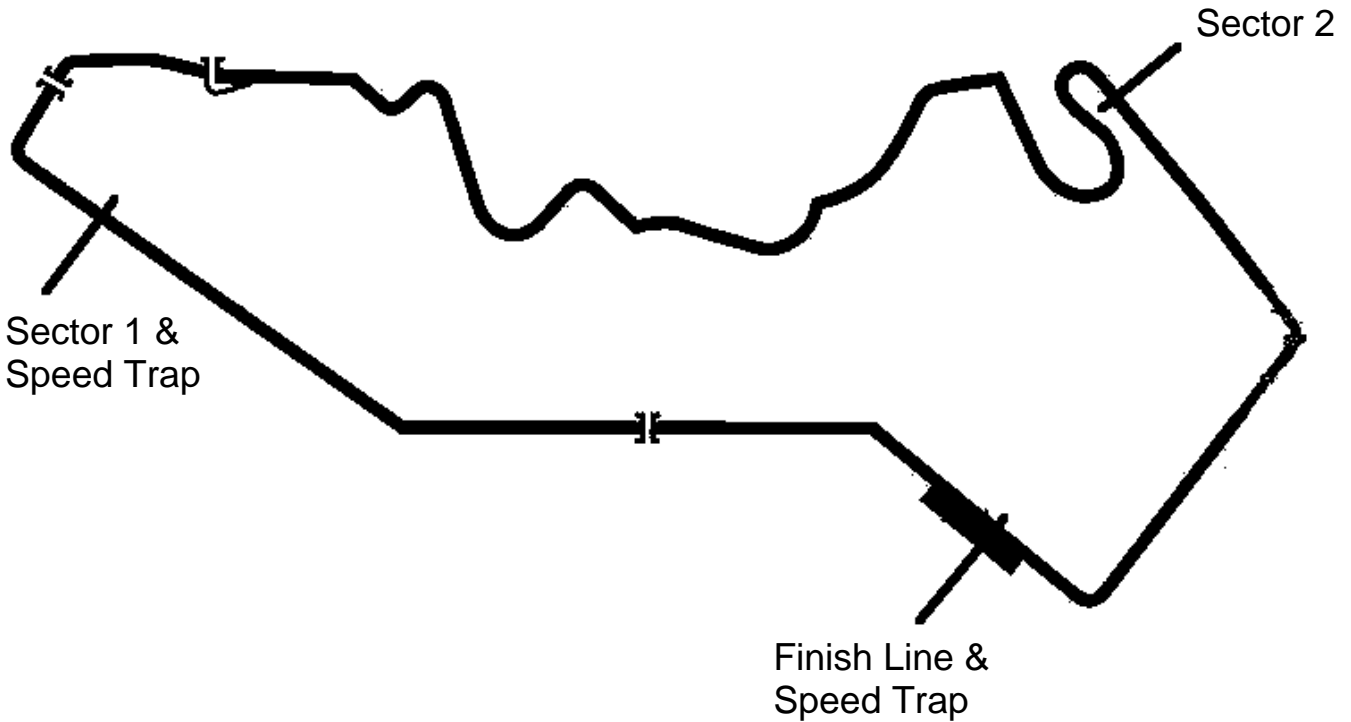


BULLETIN TK001



Circuito Da Guia – 6.12km

TIMING PAGES

PAGES 1 AND 2 – CLASSIFICATION

PRACTICE MODE

- P** - POSITION
- NUM** - CAR/BIKE NUMBER
- NAME** - DRIVER/RIDER
- BEST** - BEST TIME

- DIFF** - GAP TO POLE POSITION

- LAP** - NUMBER OF LAPS COMPLETED
- LAST** - LAST LAP TIME
- GREEN SPOT** - FASTEST LAP ON LAST LAP
- RED SQUARE** - CAR/BIKE IN PITS

RACE MODE


- P** - POSITION
- NUM** - CAR/BIKE NUMBER
- NAME** - DRIVER/RIDER
- GAP** - NUMBER OF LAPS FOR LEADER;
GAP TO LEADER
- INT** - INTERVAL BETWEEN
CARS/BIKES
- PS** - NUMBER OF PIT STOPS
- LAST** - LAST LAP TIME

PAGE 3

SPEED CLASSIFICATION WITH SECTOR 1 AND FINISH LINE SPEEDS

PAGE 4 – SCROLLING SCREEN

- NUM** - CAR/BIKE NUMBER
- NAME** - DRIVER/RIDER
- SPLIT** - TIME FROM FINISH LINE TO SECTOR 2
- TRAP** - EMPTY
- LAPTIME** - LAST LAP TIME
- LAP** - LAPS COMPLETED
- FL SPEED** - SPEED AT FINSH LINE
- WHITE NAME** - COMPLETED LAP
- YELLOW NAME** - SECTOR INFORMATION
- GREEN INFO** - PERSONAL BEST
- PURPLE INFO** - OVERALL BEST



35th Macau Motorcycle Grand Prix CLASSIFICATION - FREE PRACTICE

POS	NO	CL	NAME	NAT	ENTRY	TIME	LAPS	GAP	KPH
1	4		John MCGUINNESS	GBR	Honda - Honda Britain Paul Bird	2:35.619	14		141.57
2	2		David JEFFERIES	GBR	Yamaha - V & M Racing	2:37.232	7	1.613	140.12
3	5		Gus SCOTT	GBR	Honda - Honda Britain Paul Bird	2:41.617	14	5.998	136.32
4	6		Markus BARTH	GER	Suzuki - Team Suzuki Schafer	2:41.812	10	6.193	136.15
5	19		Frank HEIDGER	GER	Yamaha - Team KFM Motorrader	2:42.178	13	6.559	135.85
6	8		Roger BENNETT	GBR	Ducati - Reve Red Bull Ducati	2:42.312	4	6.693	135.73
7	24		Mark MILLER	USA	Suzuki - Attack Suzuki	2:43.025	8	7.406	135.14
8	7		Iain DUFFUS	GBR	Suzuki - East Coast Superbikes	2:43.326	16	7.707	134.89
9	17		Brian MORRISON	GBR	Suzuki - BMR	2:43.575	17	7.956	134.69
10	12		Jason GRIFFITHS	GBR	Yamaha - V & M Racing	2:44.800	14	9.181	133.68
11	15		Nigel DAVIES	GBR	Suzuki - Dragon Racing	2:45.001	15	9.382	133.52
12	77		Ryan FARQUHAR	GBR	Yamaha - McAdoo Racing	2:45.371	17	9.752	133.22
13	18		Marcel KELLENBERGER	SUI	Kawasaki - Team Bolliger	2:45.700	16	10.081	132.96
14	20		Alan PATTERSON	GBR	Honda - Team Millar	2:45.838	15	10.219	132.85
15	10		Dean ASHTON	GBR	Suzuki - A.P.C. Racing	2:45.947	11	10.328	132.76
16	11		Ian LOUGHER	GBR	Suzuki - TAS Suzuki GB	2:46.611	14	10.992	132.23
17	40		Thomas OCHSENREITER	GER	Suzuki - Bridgestone Bikersprofi	2:47.818	14	12.199	131.28
18	3		Vincent HASKOVEC	USA	Suzuki - Attack Suzuki	2:48.219	13	12.600	130.97
19	32	S	LAW Hong Ching	HKG	Yamaha - Zong Shen Racing Team	2:49.230	16	13.611	130.19
20	82	S	Cameron DONALD	AUS	Yamaha - China Yingang Racing	2:49.438	17	13.819	130.03
21	37	S	CHIA Tuck Cheong	MAS	Yamaha - Zong Shen Racing Team	2:49.990	13	14.371	129.60
22	38	S	Yusuke TAKEYAMA	JPN	Yamaha - Zong Shen Racing Team	2:50.917	15	15.298	128.90
23	42		Benny JERZENBECK	GER	Suzuki - Bender 4 Star Racing	2:51.445	15	15.826	128.50
24	31	S	HENDRIYANSYAH	INA	Yamaha - Zong Shen Racing Team	2:51.603	15	15.984	128.38
25	91		Denny MASCARENHAS	POR	Suzuki - Denny Mascarenhas	2:51.696	17	16.077	128.32
26	25		Pete JENNINGS	GBR	Suzuki - Derbi Motomax	2:51.853	16	16.234	128.20
27	14		Adrian ARCHIBALD	GBR	Honda - Red Bull Honda Racing	2:52.961	12	17.342	127.38
28	22		Ronnie SMITH	GBR	Suzuki - MSS Performance	2:53.205	13	17.586	127.20
29	69		James DAWSON	GBR	Honda - James Dawson	2:53.230	16	17.611	127.18
30	9		Marco MARTINEZ	USA	Suzuki - Martinez Racing Team	2:53.320	16	17.701	127.11
31	81	S	HUANG Shi Zhao	CHN	Yamaha - China Yingang Racing	2:53.922	17	18.303	126.67
32	92	S	Joao FERNANDES	POR	Honda - Joao Fernandes	2:54.228	14	18.609	126.45
33	30	S	SOU Se Hong	MAC	Yamaha - Zong Shen Racing Team	2:54.394	17	18.775	126.33
34	36	S	TAI Seng Koo	MAS	Yamaha - Zong Shen Racing Team	2:54.771	11	19.152	126.06
35	68	S	David LEE	HKG	Yamaha - David Lee	2:55.580	16	19.961	125.48
36	33		Thomas HINTERREITER	AUT	Suzuki - Rubatto Racing	2:56.180	9	20.561	125.05
37	23		Steve ALLAN	GBR	Suzuki - MSS Performance	2:58.584	16	22.965	123.37
38	63		VONG Tak King	MAC	Suzuki - Vong Tak King	3:12.971	9	37.352	114.17
39	21		Callum RAMSAY	GBR	Suzuki - MSS Performance	3:15.641	6	40.022	112.61
40	66		Jun MAEDA	JPN	Honda - Nutec - GQ Japan	13:16.704	2	10:41.085	27.65

Weather / Track : Cloudy / Dry

MST Sports Timing

 Circuito Da Guia
 Circuit Length = 6.1200 km.
 Start: 08:31 End: 09:25

Clerk of Course	Stewards	Timekeeper
-----------------	----------	------------

**35th Macau Motorcycle Grand Prix
SECTOR ANALYSIS - FREE PRACTICE**

2	David JEFFERIES		GBR		Yamaha - V & M Racing				
1	- 7:03.060 154.5	2:13.268	36.651 196.0	X:00.000	5	- 26.234 243.7	1:41.976	32.568 206.1	2:40.778
2	- 30.293 192.1	2:04.325	52.271	3:26.889P	6	- 26.289 233.2	1:38.982	31.961 208.8	2:37.232
3	-X:00.000 221.3	1:45.552	33.284 207.2	X:00.000	7	- 26.388 215.5	1:59.480	49.843	3:15.711P
4	- 27.426	1:43.063	33.582	2:44.071					
3	Vincent HASKOVEC		USA		Suzuki - Attack Suzuki				
1	-X:00.000	2:19.287	40.958 183.0	X:00.000	8	- 28.241 206.8	1:48.783	34.255 201.1	2:51.279
2	- 32.330 170.6	2:02.163	47.830	3:22.323P	9	- 29.160 200.0	1:48.588	34.161 206.8	2:51.909
3	-4:07.328 171.1	1:57.384	35.753 195.6	X:00.000	10	- 28.377 214.7	1:47.673	34.949 203.3	2:50.999
4	- 29.161 186.5	1:54.036	35.842 197.8	2:59.039	11	- 28.075 202.6	1:46.928	33.624 208.8	2:48.627
5	- 29.206 191.4	1:54.020	35.745 196.7	2:58.971	12	- 27.616 221.7	1:46.626	33.977 206.1	2:48.219
6	- 28.423 199.6	1:52.287	34.889 203.0	2:55.599	13	- 27.924 213.0	1:47.438	35.031 196.3	2:50.393
7	- 28.501 198.8	1:49.355	34.322 203.0	2:52.178					
4	John MCGUINNESS		GBR		Honda - Honda Britain Paul Bird				
1	-8:23.066	2:08.949	37.886 193.2	X:00.000	8	- 28.577	1:43.957	32.913 207.6	2:45.447
2	- 30.056 186.2	1:55.461	34.374 198.8	2:59.891	9	- 26.799 212.5	1:45.025	32.349 208.0	2:44.173
3	- 28.308 196.0	1:56.356	33.973 201.1	2:58.637	10	- 26.675 210.1	1:40.543	31.980 208.4	2:39.198
4	- 28.635 180.6	1:54.808	34.037	2:57.480	11	- 26.449 219.9	1:43.813	47.559	2:57.821P
5	- 27.651 200.3	1:48.218	33.320 200.0	2:49.189	12	-6:14.447 171.1	1:44.212	32.565 209.7	X:00.000
6	- 27.576 191.1	1:48.411	44.289	3:00.276P	13	- 26.654 215.1	1:41.978	32.145 209.3	2:40.777
7	-8:50.016 169.0	1:50.700	33.156 203.3	X:00.000	14	- 26.176 226.8	1:37.860	31.583 208.8	2:35.619
5	Gus SCOTT		GBR		Honda - Honda Britain Paul Bird				
1	-X:00.000 168.4	2:03.818	38.019 165.1	X:00.000	8	- 27.679 234.2	1:46.347	33.892 202.6	2:47.918
2	- 30.386 198.8	1:52.088	35.525 197.0	2:57.999	9	- 26.971 242.6	1:45.794	33.906 183.9	2:46.671
3	- 29.064 200.0	1:52.479	36.013 169.8	2:57.556	10	- 27.653 225.4	1:42.696	33.969 199.6	2:44.318
4	- 28.902 207.2	1:49.297	35.367 176.1	2:53.566	11	- 27.079 223.6	1:42.262	33.212 203.0	2:42.553
5	- 28.619 213.0	1:50.512	47.866	3:06.997P	12	- 27.133 227.3	1:41.099	33.385 190.4	2:41.617
6	-X:00.000 219.9	1:46.602	34.596 177.3	X:00.000	13	- 27.051 229.7	1:41.670	33.326 205.3	2:42.047
7	- 28.173 227.3	1:47.017	34.132 202.2	2:49.322	14	- 27.641 215.5	1:41.644	35.902 160.0	2:45.187
6	Markus BARTH		GER		Suzuki - Team Suzuki Schafer				
1	-X:00.000 185.5		2:46.437 189.8	X:00.000	6			202.6	2:54.269
2			203.0	2:57.710	7			199.6	2:43.264
3			202.2	2:51.526	8			200.0	2:41.812
4			202.6	2:49.063	9			200.7	2:48.829
5			203.3	2:45.306	10			201.1	3:04.829
7	Iain DUFFUS		GBR		Suzuki - East Coast Superbikes				
1	- 7:19.288 159.0	2:22.333	40.925 178.8	X:00.000	9	- 27.581 206.8	1:49.877	33.479 201.8	2:50.937
2	- 33.161	2:12.248	37.904 189.8	3:23.313	10	- 27.681 210.9	1:46.177	33.390 204.1	2:47.248
3	- 30.502 196.7	2:04.878	37.072 197.0	3:12.452	11	- 27.423 217.7	1:46.063	33.071 204.5	2:46.557
4	- 30.206 187.1	2:00.401	36.987 203.0	3:07.594	12	- 27.469 220.8	1:45.285	33.035 201.8	2:45.789
5	- 28.842 199.2	1:54.205	34.985 199.2	2:58.032	13	- 27.141 228.8	1:43.090	33.095 202.2	2:43.326
6	- 28.686 198.1	1:53.745	46.400	3:08.831P	14	- 27.512 231.2	1:43.477	33.556 204.5	2:44.545
7	-6:39.458 197.0	1:54.012	35.694 199.2	X:00.000	15	- 27.184 231.2	1:43.063	33.486 204.5	2:43.733
8	- 28.019 210.9	1:48.945	33.641 203.7	2:50.605	16	- 27.896 203.0	1:47.883	44.386	3:00.165P

**35th Macau Motorcycle Grand Prix
SECTOR ANALYSIS - FREE PRACTICE**

(contd.)

8	Roger BENNETT			GBR	Ducati - Reve Red Bull Ducati				
1	X:00.000 158.5	1:55.500	34.580 204.5	X:00.000	3	28.020 213.8	1:41.317	32.975 209.7	2:42.312
2	28.669 195.2	1:49.283	33.539 208.4	2:51.491	4	27.380 220.4	1:51.694	49.678	3:08.752P
9	Marco MARTINEZ			USA	Suzuki - Martinez Racing Team				
1	X:00.000 149.1	2:22.105	41.344 181.2	X:00.000	9	29.560 198.5	1:53.226	35.133 191.8	2:57.919
2	33.735 161.1	2:06.352	38.649 183.6	3:18.736	10	29.338 200.0	1:56.089	35.487 193.8	3:00.914
3	32.168 166.1	2:00.554	37.168 186.8	3:09.890	11	29.627 186.5	1:50.996	34.932 192.5	2:55.555
4	31.074 173.9	1:57.992	36.562 186.8	3:05.628	12	29.295 205.7	1:51.763	36.074 189.8	2:57.132
5	30.818 176.1	1:55.224	36.303 185.8	3:02.345	13	29.688 204.5	1:50.428	35.166 190.4	2:55.282
6	30.444 179.7	1:53.381	35.648 189.4	2:59.473	14	29.562 205.3	1:49.252	34.506 190.4	2:53.320
7	29.919 200.3	1:53.479	35.640 190.4	2:59.038	15	29.582 178.2	1:49.713	34.854 192.8	2:54.149
8	29.967 169.8	1:51.990	35.431 192.1	2:57.388	16	29.120 211.7	1:49.452	35.923 191.1	2:54.495
10	Dean ASHTON			GBR	Suzuki - A.P.C. Racing				
1	6:46.626 145.9	2:20.708	40.403 194.2	X:00.000	7	29.771 204.1	1:50.175	35.073 197.4	2:55.019
2	32.401	2:05.187	38.174 196.0	3:15.762	8	29.412 194.9	1:49.624	34.565 199.6	2:53.601
3	30.842 176.4	1:58.569	35.789 193.8	3:05.200	9	29.268 195.2	1:50.381	50.141	3:09.790P
4	30.579 181.2	1:55.574	35.350 196.0	3:01.503	10	X:00.000 195.2	1:47.932	33.681 199.6	X:00.000
5	29.815 193.5	1:53.305	53.336	3:16.456P	11	28.199 204.5	1:43.235	34.513 128.4	2:45.947
6	8:27.680 161.4	1:55.097	35.715 195.6	X:00.000					
11	Ian LOUGHER			GBR	Suzuki - TAS Suzuki GB				
1	8:01.552 157.4	2:21.257	38.915 200.0	X:00.000	8	28.717 196.3	1:47.854	34.091 208.4	2:50.662
2	31.752 173.6	2:00.988	36.384 206.8	3:09.124	9	28.416 203.7	1:51.131	34.336 203.7	2:53.883
3	29.620 197.4	1:58.927	36.707 202.6	3:05.254	10	28.089 207.6	1:46.721	34.400 208.0	2:49.210
4	29.548 189.1	1:55.759	35.216 206.5	3:00.523	11	27.902 194.5	1:47.416	34.211 202.6	2:49.529
5	29.824 186.8	1:55.567	35.271 202.6	3:00.662	12	27.916 207.2	1:44.639	34.230 204.1	2:46.785
6	28.893 199.6	1:50.804	34.648 202.6	2:54.345	13	28.467 204.5	1:44.006	34.138 206.1	2:46.611
7	28.433 200.0	1:49.117	34.301 208.4	2:51.851	14	29.165 195.2	1:48.168	45.486	3:02.819P
12	Jason GRIFFITHS			GBR	Yamaha - V & M Racing				
1	7:55.749	2:33.297	42.032 190.8	X:00.000	8	27.522 199.2	1:51.869	34.034 204.5	2:53.425
2	31.676 156.2	2:06.710	35.893 200.3	3:14.279	9	29.424 174.4	1:53.284	50.978	3:13.686P
3	28.637 204.9	1:59.855	35.225 201.4	3:03.717	10	X:00.000 140.9	1:55.148	35.376 205.3	X:00.000
4	28.227 187.8	2:03.381	35.132 202.6	3:06.740	11	28.000	1:46.435	33.567 200.3	2:48.002
5	28.186 187.1	1:55.637	34.447 204.1	2:58.270	12	27.070 219.5	1:44.936	32.794 204.5	2:44.800
6	27.903 222.2	1:51.959	33.941	2:53.803	13	26.819 220.8	1:45.221	33.613 206.8	2:45.653
7	27.726 219.0	1:53.354	34.048 204.5	2:55.128	14	26.998 211.3	1:44.225	33.689 204.9	2:44.912
14	Adrian ARCHIBALD			GBR	Honda - Red Bull Honda Racing				
1	6:56.132	2:36.684	43.327 163.1	X:00.000	7	29.122 192.5	1:56.601	57.705	3:23.428P
2	37.227 167.9	2:15.067	37.600 196.3	3:29.894	8	7:46.838 181.2	1:56.136	35.243 198.5	X:00.000
3	30.685 186.5	2:05.048	36.693 198.8	3:12.426	9	29.896 176.4	1:51.755	34.212 203.0	2:55.863
4	30.397 177.6	2:00.625	36.609 201.4	3:07.631	10	28.542 216.4	1:51.311	34.875 195.2	2:54.728
5	29.156 192.5	1:54.460	34.896 201.4	2:58.512	11	29.088 214.7	1:49.434	34.439 200.3	2:52.961
6	28.798 196.0	1:53.670	35.021 200.3	2:57.489	12	28.233 224.5	1:50.925	50.748	3:09.906P

**35th Macau Motorcycle Grand Prix
SECTOR ANALYSIS - FREE PRACTICE**

(contd.)

15	Nigel DAVIES			GBR	Suzuki - Dragon Racing				
1	- 6:55.096 152.3	2:13.066	51.397	X:00.000P	9	- 28.300 190.8	1:49.607	34.331 192.8	2:52.238
2	- 1:21.361 161.1	1:58.061	36.694 182.7	3:56.116	10	- 28.044 183.6	1:46.475	34.194 191.8	2:48.713
3	- 29.774 168.7	1:55.631	36.348	3:01.753	11	- 27.831 200.0	1:47.446	34.097 191.4	2:49.374
4	- 29.554 165.6	1:53.336	35.621 189.8	2:58.511	12	- 27.903 199.6	1:44.580	34.108 190.4	2:46.591
5	- 29.186 183.6	1:52.658	35.155 190.8	2:56.999	13	- 27.715 193.5	1:45.288	34.757	2:47.760
6	- 28.854 183.3	1:51.055	44.166	3:04.075P	14	- 27.944 199.2	1:43.081	33.976 191.4	2:45.001
7	- X:00.000 158.8	1:57.310	35.660 189.1	X:00.000	15	- 27.478 202.6	1:45.092	34.326 189.1	2:46.896
8	- 28.593 194.5	1:48.484	34.584 193.8	2:51.661					
17	Brian MORRISON			GBR	Suzuki - BMR				
1	- 7:21.176 165.6	2:21.553	40.297 176.7	X:00.000	10	- 28.589 184.6	1:52.848	34.577 202.2	2:56.014
2	- 33.675	2:17.125	38.027 191.8	3:28.827	11	- 28.139 199.2	1:50.990	34.234 205.7	2:53.363
3	- 30.881 184.6	2:03.865	37.275 193.5	3:12.021	12	- 27.903 198.1	1:45.900	33.355 207.2	2:47.158
4	- 30.995 169.0	2:03.597	36.797 192.1	3:11.389	13	- 28.109 206.8	1:44.648	33.265 206.1	2:46.022
5	- 30.364 169.5	1:59.108	36.291 197.0	3:05.763	14	- 27.499 193.5	1:45.555	34.255 182.1	2:47.309
6	- 29.729 177.6	1:57.392	35.547 199.6	3:02.668	15	- 29.874 192.8	1:48.256	33.685 206.1	2:51.815
7	- 29.151 183.3	1:53.350	35.153 201.4	2:57.654	16	- 27.406 219.9	1:43.401	32.768 206.8	2:43.575
8	- 28.523 194.2	1:53.332	34.784 202.2	2:56.639	17	- 27.324 219.9	1:44.254	47.468	2:59.046P
9	- 29.127 166.4	1:52.730	35.392 201.8	2:57.249					
18	Marcel KELLENBERGER			SUI	Kawasaki - Team Bolliger				
1	- X:00.000 166.9	2:15.241	40.714 182.7	X:00.000	9	- 28.672 181.2	1:49.298	33.530 196.0	2:51.500
2	- 31.438 157.6	2:05.611	55.783	3:32.832P	10	- 28.084 213.8	1:48.157	34.220 170.8	2:50.461
3	- 5:19.802 170.6	2:05.385	36.878 169.2	X:00.000	11	- 28.760 210.5	1:53.483	34.069	2:56.312
4	- 30.501 165.6	2:01.413	38.284 190.4	3:10.198	12	- 28.410 200.0	1:45.413	33.278 198.8	2:47.101
5	- 29.767 162.8	1:56.246	36.155 191.8	3:02.168	13	- 27.781 223.6	1:44.840	33.079 200.0	2:45.700
6	- 30.899	1:56.036	35.109 176.1	3:02.044	14	- 27.697 220.4	1:46.769	33.586 196.3	2:48.052
7	- 29.207 176.1	1:53.233	34.445 196.3	2:56.885	15	- 27.872 203.0	1:45.476	33.162 198.8	2:46.510
8	- 28.783 199.2	1:50.829	33.716 198.8	2:53.328	16	- 27.607	2:05.542	33.269 197.0	3:06.418
19	Frank HEIDGER			GER	Yamaha - Team KFM Motorrad				
1	- X:00.000 183.3	2:25.935	42.456 173.9	X:00.000	8	- 28.047 198.8	1:54.687	43.773	3:06.507P
2	- 33.244 160.7	2:08.544	50.256	3:32.044P	9	- 4:56.023 170.3	1:51.109	33.991 192.5	X:00.000
3	- 5:50.179	2:01.063	37.125 184.6	X:00.000	10	- 28.084 199.6	1:46.370	33.346 197.0	2:47.800
4	- 30.193 165.8	1:56.749	36.325 189.8	3:03.267	11	- 27.436 209.3	1:43.578	32.897 198.8	2:43.911
5	- 29.763 179.1	1:51.526	34.978 191.8	2:56.267	12	- 27.448 212.5	1:42.535	33.274 198.8	2:43.257
6	- 28.991 195.2	1:50.632	34.400 194.9	2:54.023	13	- 27.498 218.1	1:41.817	32.863 200.3	2:42.178
7	- 28.123 200.7	1:49.227	34.549 196.7	2:51.899					
20	Alan PATTERSON			GBR	Honda - Team Millar				
1	- 7:48.339	2:45.790	46.175 175.6	X:00.000	9	- 29.065 194.5	1:51.653	34.432 199.6	2:55.150
2	- 36.546	2:23.798	41.196 186.2	3:41.540	10	- 28.781 187.5	1:49.852	34.680 198.5	2:53.313
3	- 33.546 156.5	2:19.309	40.321 174.7	3:33.176	11	- 27.958 210.1	1:54.001	36.324 191.4	2:58.283
4	- 33.008	2:12.232	38.577 186.2	3:23.817	12	- 29.950 171.9	1:52.448	46.283	3:08.681P
5	- 31.145 168.4	2:11.166	37.937 191.4	3:20.248	13	- 5:39.007 177.0	1:52.640	34.656 197.8	X:00.000
6	- 30.716 175.6	2:06.917	51.976	3:29.609P	14	- 28.025 203.7	1:44.633	33.180 198.5	2:45.838
7	- 2:30.856 145.1	2:02.636	35.923 195.6	X:00.000	15	- 27.602 216.0	1:44.475	34.294 191.8	2:46.371
8	- 30.660 169.5	1:57.189	34.800 195.6	3:02.649					

**35th Macau Motorcycle Grand Prix
SECTOR ANALYSIS - FREE PRACTICE**

(contd.)

21	Callum RAMSAY			GBR	Suzuki - MSS Performance			
	1 - 8:19.109 154.5	2:22.256	41.276 183.9	X:00.000	4 - 32.403 199.6	2:05.144	38.094 187.5	3:15.641
	2 - 34.475	2:17.876	40.284 187.8	3:32.635	5 - 32.391 197.4	2:02.968	51.643	3:27.002P
	3 - 32.844 185.2	2:11.000	39.705 187.5	3:23.549	6 - X:00.000 175.0	2:03.963	50.614	X:00.000P
22	Ronnie SMITH			GBR	Suzuki - MSS Performance			
	1 - 6:55.445	2:35.890	44.656 153.4	X:00.000	8 - 30.148 164.8	1:57.806	48.150	3:16.104P
	2 - 38.157 153.4	2:18.289	42.066 185.5	3:38.512	9 - 3:58.406 156.9	1:53.658	34.997 197.0	X:00.000
	3 - 33.687 155.3	2:10.335	39.847 181.8	3:23.869	10 - 28.854 181.5	1:51.197	34.724 198.5	2:54.775
	4 - 33.507 190.4	2:08.451	37.760 188.8	3:19.718	11 - 29.004 174.4	1:49.523	34.678 199.6	2:53.205
	5 - 32.626	2:08.687	36.865 193.8	3:18.178	12 - 28.999 196.0	2:16.009	34.114 200.0	3:19.122
	6 - 31.558 146.9	2:17.410	54.202	3:43.170P	13 - 27.865 190.1	1:47.015	43.892	2:58.772P
	7 - 8:01.908 143.8	2:00.424	36.406 195.6	X:00.000				
23	Steve ALLAN			GBR	Suzuki - MSS Performance			
	1 - 6:55.580	2:36.564	44.170 146.1	X:00.000	9 - 29.840 190.1	1:58.899	36.235 191.1	3:04.974
	2 - 38.147 154.5	2:18.977	41.424 175.6	3:38.548	10 - 30.130 189.1	1:58.191	36.436 185.8	3:04.757
	3 - 33.498 154.9	2:11.871	38.488	3:23.857	11 - 30.676 200.7	1:59.363	34.998 198.1	3:05.037
	4 - 33.342 176.4	2:09.493	37.176 193.5	3:20.011	12 - 29.161 210.5	1:58.841	35.574 196.7	3:03.576
	5 - 32.038	2:09.811	36.518 196.3	3:18.367	13 - 29.034 214.7	1:57.161	35.524 197.4	3:01.719
	6 - 30.940 153.6	2:05.559	38.178 174.7	3:14.677	14 - 28.518 211.7	1:56.712	47.221	3:12.451P
	7 - 31.258 192.5	1:59.967	50.869	3:22.094P	15 - 3:19.284 213.8	1:53.280	35.011 194.2	X:00.000
	8 - 2:55.978 186.2	2:01.083	36.542 193.5	X:00.000	16 - 28.449 213.4	1:55.163	34.972 197.0	2:58.584
24	Mark MILLER			USA	Suzuki - Attack Suzuki			
	1 - X:00.000 162.1	2:12.344	51.447	X:00.000P	5 - 4:11.102 197.4	1:49.089	33.331 207.2	X:00.000
	2 - 2:41.677 154.9	1:57.374	34.337 201.1	X:00.000	6 - 27.620 210.5	1:42.704	32.701 206.8	2:43.025
	3 - 28.370 210.1	1:47.618	33.928 205.3	2:49.916	7 - 27.571 210.1	1:43.518	33.510 200.0	2:44.599
	4 - 28.103 210.9	1:47.889	43.226	2:59.218P	8 - 27.963 202.6	1:58.153	46.514	3:12.630P
25	Pete JENNINGS			GBR	Suzuki - Derbi Motomax			
	1 -		144.1	X:00.000	9 - 29.973 204.1	1:56.838	48.209	3:15.020P
	2 -	2:58.009	186.5	3:38.628	10 - 6:04.769 192.8	1:55.970	35.761 197.0	X:00.000
	3 - 33.558 150.0	2:12.507	38.280 196.0	3:24.345	11 - 29.485 204.5	1:51.223	34.976 198.5	2:55.684
	4 - 32.672 200.7	2:09.972	37.206 197.0	3:19.850	12 - 28.997 212.5	1:51.183	34.656 198.5	2:54.836
	5 - 31.224 180.6	2:08.074	36.815 196.0	3:16.113	13 - 28.841 201.1	1:50.478	34.384 196.7	2:53.703
	6 - 30.470 193.5	2:01.958	36.333 195.6	3:08.761	14 - 28.418 199.6	1:53.316	34.463 201.1	2:56.197
	7 - 29.990 200.7	1:59.811	36.306 196.7	3:06.107	15 - 28.864 193.2	1:50.582	34.476 198.5	2:53.922
	8 - 29.996 180.9	2:00.373	36.111 196.7	3:06.480	16 - 28.987 195.2	1:48.471	34.395 196.7	2:51.853
30	SOU Se Hong			MAC	Yamaha - Zong Shen Racing Team			
	1 - 9:17.271 166.1	2:12.080	40.767 169.2	X:00.000	10 - 31.330 217.3	1:48.987	36.677 170.3	2:56.994
	2 - 34.098 195.2	1:58.938	40.349 168.2	3:13.385	11 - 31.406 218.1	1:48.454	37.654 169.0	2:57.514
	3 - 33.931 193.5	1:57.960	40.128 164.1	3:12.019	12 - 31.675 215.5	1:48.872	36.267 171.9	2:56.814
	4 - 32.872	1:57.937	38.084 169.2	3:08.893	13 - 31.062 218.6	1:48.412	36.250 169.2	2:55.724
	5 - 32.478 205.3	1:53.486	36.838 173.9	3:02.802	14 - 30.867 208.4	1:47.563	35.964 169.5	2:54.394
	6 - 32.557 206.8	1:52.888	36.646 171.4	3:02.091	15 - 30.740 221.3	1:49.235	36.141 170.3	2:56.116
	7 - 31.681 200.3	1:51.667	36.734 169.8	3:00.082	16 - 31.497 189.4	1:52.649	37.397 169.5	3:01.543
	8 - 31.894 175.6	1:52.897	46.665	3:11.456P	17 - 31.346 213.4	1:49.951	36.616 170.6	2:57.913
	9 - 1:28.209 207.2	1:49.356	36.110 170.8	3:53.675				

**35th Macau Motorcycle Grand Prix
SECTOR ANALYSIS - FREE PRACTICE**

(contd.)

31	HENDRIYANSYAH		INA		Yamaha - Zong Shen Racing Team								
1	9:45.455	150.8	2:19.372	41.315	177.9	X:00.000	9	30.722	182.4	1:51.056	35.561	184.6	2:57.339
2	34.290	162.6	2:08.099	39.772	173.9	3:22.161	10	30.055	198.5	1:49.427	49.894		3:09.376P
3	32.753	169.2	2:00.725	37.322	174.1	3:10.800	11	8:20.954	159.7	1:59.913	36.819	178.8	X:00.000
4	32.328	177.9	2:00.463	38.464	169.8	3:11.255	12	32.070	179.7	1:50.177	37.313	166.6	2:59.560
5	33.479	169.0	1:57.099	36.769	178.5	3:07.347	13	33.676		1:52.225	35.000	183.3	3:00.901
6	31.602	181.5	1:54.722	36.636	181.2	3:02.960	14	30.018	191.8	1:47.551	34.924	183.6	2:52.493
7	31.041	182.7	1:54.371	37.820	178.5	3:03.232	15	29.670	205.3	1:47.322	34.611	182.7	2:51.603
8	30.539	188.8	1:50.624	35.590	180.3	2:56.753							
32	LAW Hong Ching		HKG		Yamaha - Zong Shen Racing Team								
1	8:44.587		2:22.023	41.326	169.8	X:00.000	9	30.775	198.1	1:48.410	35.777	180.3	2:54.962
2	36.332		2:11.504	38.519	175.0	3:26.355	10	32.237	207.6	1:50.174	52.492		3:14.903P
3	32.974	166.1	2:07.788	39.848	175.8	3:20.610	11	6:35.325	205.7	1:48.322	34.907	178.2	X:00.000
4	32.263	167.1	2:00.489	36.934	165.3	3:09.686	12	30.517	212.1	1:46.736	36.808	176.7	2:54.061
5	32.708	185.2	1:53.374	36.163	179.4	3:02.245	13	30.987	192.1	1:46.533	34.777	180.9	2:52.297
6	31.125	215.1	1:54.421	36.178	181.8	3:01.724	14	29.627	212.1	1:44.960	34.759	178.2	2:49.346
7	30.980	194.5	1:52.357	36.378	182.1	2:59.715	15	30.154	215.1	1:45.297	34.888	181.8	2:50.339
8	30.683	199.6	1:48.215	35.564	180.3	2:54.462	16	29.760	224.0	1:44.817	34.653	176.4	2:49.230
33	Thomas HINTERREITER		AUT		Suzuki - Rubatto Racing								
1	9:55.813		2:28.081	40.877	183.3	X:00.000	6	29.693	199.2	1:53.682	35.468	193.5	2:58.843
2	31.183	168.7	2:01.425	36.419		3:09.027	7	30.152	185.8	1:53.897	34.994	186.5	2:59.043
3	29.803	169.8	1:56.922	36.096	197.8	3:02.821	8	29.885	196.7	1:51.342	34.953	198.8	2:56.180
4	29.298	215.1	1:56.983	50.678		3:16.959P	9	29.365	197.0	1:50.648	47.482		3:07.495P
5	X:00.000	159.0	2:00.297	36.483	193.2	X:00.000							
36	TAI Seng Koo		MAS		Yamaha - Zong Shen Racing Team								
1	7:41.122	144.3	2:22.262	40.599	176.4	X:00.000	7	31.813	165.3	2:05.631	1:03.181		3:40.625P
2	34.210	169.5	2:16.356	37.907	179.1	3:28.473	8	X:00.000	175.3	1:53.426	35.915	172.2	X:00.000
3	32.555	180.0	2:02.572	37.451	175.8	3:12.578	9	30.556	182.1	1:50.391	36.156	178.2	2:57.103
4	32.323		1:59.251	35.987	181.2	3:07.561	10	30.366	181.8	1:51.105	35.231	180.6	2:56.702
5	30.817	196.7	1:53.668	35.996	180.0	3:00.481	11	30.597	183.0	1:49.107	35.067	180.6	2:54.771
6	31.000	174.4	1:53.817	35.475	180.6	3:00.292							
37	CHIA Tuck Cheong		MAS		Yamaha - Zong Shen Racing Team								
1	7:49.012		2:13.663	39.413	171.9	X:00.000	8	30.104	201.8	1:49.374	35.670	184.3	2:55.148
2	32.738	163.6	2:02.273	37.966	179.4	3:12.977	9	29.577	199.6	1:48.866	34.899	183.3	2:53.342
3	31.364	177.6	1:59.377	36.371	177.0	3:07.112	10	29.432	200.0	1:49.291	34.687	181.2	2:53.410
4	31.266	194.5	2:00.581	59.480		3:31.327P	11	28.760	210.5	1:47.181	34.049	184.3	2:49.990
5	7:55.897	199.6	1:57.221	36.904	176.4	X:00.000	12	28.453	220.8	2:05.558	38.470	167.7	3:12.481
6	30.500	184.6	1:53.601	35.863	183.3	2:59.964	13	31.320	203.0	1:52.245	56.823		3:20.388P
7	29.858	209.7	1:51.756	35.157	180.3	2:56.771							

**35th Macau Motorcycle Grand Prix
SECTOR ANALYSIS - FREE PRACTICE**

(contd.)

38	Yusuke TAKEYAMA		JPN		Yamaha - Zong Shen Racing Team				
1	9:40.219	2:23.565	40.919 177.3	X:00.000	9	29.316 215.5	1:49.236	34.680 183.9	2:53.232
2	33.200 173.0	2:00.926	50.976	3:25.102P	10	29.613 213.8	1:48.869	46.888	3:05.370P
3	2:30.570 160.4	1:58.937	35.657 184.9	X:00.000	11	2:36.995 176.4	1:52.422	34.630 183.3	X:00.000
4	31.271 192.1	1:53.035	34.613 187.8	2:58.919	12	29.140 223.6	1:46.998	34.779 183.6	2:50.917
5	29.935 215.1	1:51.692	34.440 184.3	2:56.067	13	29.408 222.6	1:47.199	35.451	2:52.058
6	31.209 200.0	1:52.911	48.342	3:12.462P	14	29.935 211.7	1:48.334	35.091 184.6	2:53.360
7	2:23.533 175.6	1:51.578	34.534 185.8	4:49.645	15	29.349 209.3	1:46.630	1:08.848	3:24.827P
8	29.705 204.9	1:49.548	34.624 185.2	2:53.877					
40	Thomas OCHSENREITER		GER		Suzuki - Bridgstone Bikersprofi				
1	X:00.000	2:22.828	42.864	X:00.000	8	29.777 187.1	1:51.360	35.351 192.1	2:56.488
2	33.894 168.4	2:10.469	39.653 188.1	3:24.016	9	29.228 203.7	1:48.868	34.802 193.2	2:52.898
3	32.175 192.5	2:05.441	37.630 189.4	3:15.246	10	29.028 201.4	1:47.914	34.962 193.8	2:51.904
4	32.398 200.3	1:59.519	36.831 190.1	3:08.748	11	28.606 206.1	1:50.597	34.905 191.4	2:54.108
5	30.248 177.6	1:56.887	36.196 191.4	3:03.331	12	28.505 196.7	1:45.295	34.601 193.5	2:48.401
6	29.502 192.5	1:55.175	47.871	3:12.548P	13	28.420 210.5	1:45.302	34.096 193.5	2:47.818
7	6:14.561 148.9	1:58.543	36.085 189.1	X:00.000	14	28.287 227.8	1:44.440	46.843	2:59.570P
42	Benny JERZENBECK		GER		Suzuki - Bender 4 Star Racing				
1	X:00.000	2:23.602	42.221 179.7	X:00.000	9	28.993 218.1	1:51.320	35.885 201.1	2:56.198
2	36.076 150.8	2:14.839	40.865 191.8	3:31.780	10	29.194 202.2	1:52.399	48.106	3:09.699P
3	33.428 157.8	2:08.451	54.843	3:36.722P	11	3:06.185 165.6	1:57.452	37.332 203.0	X:00.000
4	4:21.875 164.8	2:06.259	39.336 197.8	X:00.000	12	32.214 162.1	1:56.903	36.055 201.1	3:05.172
5	31.656 169.0	2:01.255	37.497 199.6	3:10.408	13	28.991 204.5	1:49.239	35.207 200.3	2:53.437
6	31.250 163.3	1:58.327	36.252 199.2	3:05.829	14	29.957 184.6	1:47.520	35.148 201.8	2:52.625
7	30.726 176.1	1:56.899	36.619 195.6	3:04.244	15	28.988 212.1	1:47.562	34.895 204.1	2:51.445
8	29.856 198.8	1:51.850	35.457 204.5	2:57.163					
63	VONG Tak King		MAC		Suzuki - Vong Tak King				
1	8:35.843	2:19.678	41.256 162.4	X:00.000	6	35.379	2:02.743	39.346 174.1	3:17.468
2	36.449	2:08.771	41.281 168.7	3:26.501	7	35.086 141.5	2:02.267	39.780 169.0	3:17.133
3	35.785	2:08.365	42.524 168.2	3:26.674	8	33.490 149.1	2:00.343	39.138 171.7	3:12.971
4	35.881	2:03.966	39.620 177.0	3:19.467	9	33.915 154.7	2:01.604	55.285	3:30.804P
5	35.761	2:04.302	39.941 169.8	3:20.004					
66	Jun MAEDA		JPN		Honda - Nutec - GQ Japan				
1	X:00.000 160.2	2:05.337	36.444 198.8	X:00.000	2	30.518 188.1	1:57.815	52.251	3:20.584P
68	David LEE		HKG		Yamaha - David Lee				
1	X:00.000	2:20.960	55.814	X:00.000P	9	32.137 183.9	1:56.251	37.837 174.7	3:06.225
2	1:32.558 160.0	2:09.782	40.184 171.7	4:22.524	10	32.302 184.9	1:55.532	37.730 173.0	3:05.564
3	33.908 168.4	2:10.863	39.915 167.9	3:24.686	11	32.386 186.5	1:55.680	36.544 178.2	3:04.610
4	34.074 173.6	2:07.137	39.007 163.3	3:20.218	12	31.391 196.3	1:52.772	37.500 176.1	3:01.663
5	33.230 172.8	2:03.890	38.800 166.9	3:15.920	13	31.450 187.5	1:51.976	36.500 176.4	2:59.926
6	33.435 181.2	1:58.292	37.905 171.7	3:09.632	14	30.803 195.2	1:51.549	36.691 177.0	2:59.043
7	33.084 159.5	1:58.964	38.165 173.6	3:10.213	15	30.763 175.6	1:49.235	35.582 181.8	2:55.580
8	33.057 185.5	1:55.232	37.389 174.4	3:05.678	16	30.610 203.3	1:50.452	36.150 176.4	2:57.212

**35th Macau Motorcycle Grand Prix
SECTOR ANALYSIS - FREE PRACTICE**

(contd.)

69	James DAWSON				GBR	Honda - James Dawson							
1	- 8:12.812	160.0	2:16.797	38.530	177.6	X:00.000	9	- 30.120	200.7	1:51.443	35.374	183.9	2:56.937
2	- 32.236	192.5	1:59.305	36.658	179.7	3:08.199	10	- 30.248	205.7	1:52.577	35.421	183.3	2:58.246
3	- 31.127	196.0	1:54.903	37.599	179.4	3:03.629	11	- 30.113	222.6	1:54.964	35.431	184.9	3:00.508
4	- 32.420		1:59.515	36.543	180.6	3:08.478	12	- 30.253	216.8	1:53.623	49.466		3:13.342P
5	- 31.520	181.5	1:53.966	35.966	182.4	3:01.452	13	- 3:59.550	206.1	1:49.112	35.118	182.1	X:00.000
6	- 31.194	199.6	1:53.548	35.602	182.7	3:00.344	14	- 30.281	225.9	1:48.452	34.966	184.9	2:53.699
7	- 30.758	202.6	1:51.455	35.647	182.1	2:57.860	15	- 30.040	214.2	1:47.572	35.618	177.6	2:53.230
8	- 30.475	214.7	1:52.710	35.949	179.1	2:59.134	16	- 30.466	209.3	1:47.206	45.323		3:02.995P

77	Ryan FARQUHAR				GBR	Yamaha - McAdoo Racing							
1	- 6:59.628		2:17.471	38.788	197.8	X:00.000	10	- 30.056	193.5	1:52.159	34.772	200.3	2:56.987
2	- 31.201	178.5	2:07.625	37.592	190.8	3:16.418	11	- 28.408	192.1	1:49.204	33.820	205.3	2:51.432
3	- 30.604	168.2	2:01.398	43.024	197.4	3:15.026	12	- 27.965	195.6	1:46.527	50.406		3:04.898P
4	- 29.894	170.0	2:00.872	37.526	201.4	3:08.292	13	- 5:34.533	188.1	1:50.898	34.575	203.0	X:00.000
5	- 29.809	161.1	2:00.863	36.426	198.5	3:07.098	14	- 27.834	213.0	1:47.608	33.922	203.3	2:49.364
6	- 29.596	178.5	1:58.459	34.896	200.7	3:02.951	15	- 27.769	212.1	1:44.759	33.488	204.9	2:46.016
7	- 29.193	178.5	1:54.476	35.437	204.1	2:59.106	16	- 27.420	212.5	1:45.664	33.710	201.1	2:46.794
8	- 28.670	172.8	1:53.412	34.777	203.7	2:56.859	17	- 27.794	219.0	1:44.130	33.447	201.4	2:45.371
9	- 29.576	170.6	1:52.764	34.755	203.0	2:57.095							

81	HUANG Shi Zhao				CHN	Yamaha - China Yingang Racing							
1	- X:00.000	208.8	2:19.862	40.744	180.3	X:00.000	10	- 30.560	178.8	1:54.435	35.090	186.5	3:00.085
2	- 33.850	152.7	2:10.336	38.440	174.1	3:22.626	11	- 30.601	192.5	1:48.683	35.362	185.2	2:54.646
3	- 32.579	165.1	2:02.016	37.136	183.9	3:11.731	12	- 31.014	171.7	1:50.968	35.703	185.8	2:57.685
4	- 30.993	185.5	1:57.641	36.478	185.8	3:05.112	13	- 30.204	189.1	1:56.822	35.026	187.1	3:02.052
5	- 30.952	172.5	1:55.732	36.166	184.9	3:02.850	14	- 30.816	178.5	1:50.964	35.027	187.5	2:56.807
6	- 30.920	176.1	1:54.293	35.809	187.1	3:01.022	15	- 30.269	193.2	1:49.748	35.846	185.2	2:55.863
7	- 30.600	172.2	1:51.068	35.941	188.4	2:57.609	16	- 30.605	179.7	1:48.317	35.000	187.5	2:53.922
8	- 30.397	181.8	1:49.451	35.610	187.5	2:55.458	17	- 30.594	203.7	1:49.133	35.539	184.6	2:55.266
9	- 30.370	171.4	1:52.594	36.269	186.8	2:59.233							

82	Cameron DONALD				AUS	Yamaha - China Yingang Racing							
1	- X:00.000	237.8	2:19.886	40.727		X:00.000	10	- 30.543	170.0	1:54.785	34.607	187.5	2:59.935
2	- 34.046	154.9	2:09.264	38.752	180.6	3:22.062	11	- 29.901	203.7	1:47.669	33.945	189.1	2:51.515
3	- 33.072	163.8	2:04.178	36.975	183.9	3:14.225	12	- 29.606	203.0	1:46.934	35.404	186.5	2:51.944
4	- 31.614	160.2	1:56.924	36.312	184.9	3:04.850	13	- 30.033	187.1	1:48.800	34.125	188.4	2:52.958
5	- 31.091	170.3	1:53.975	36.213	183.3	3:01.279	14	- 29.724	207.6	1:46.385	34.173	187.5	2:50.282
6	- 30.867	177.9	1:54.250	35.790	186.2	3:00.907	15	- 29.494	213.8	1:47.066	34.315	187.8	2:50.875
7	- 30.660	175.6	1:50.931	35.345	186.5	2:56.936	16	- 29.608	199.2	1:45.685	34.145	189.1	2:49.438
8	- 30.074	176.4	1:50.292	35.894	186.5	2:56.260	17	- 29.484	206.1	1:46.693	35.276	188.1	2:51.453
9	- 30.381	183.9	1:52.790	36.640	187.1	2:59.811							

**35th Macau Motorcycle Grand Prix
SECTOR ANALYSIS - FREE PRACTICE**

(contd.)

91	Denny MASCARENHAS				POR	Suzuki - Denny Mascarenhas					
1 - X:00.000	154.2	2:20.265	41.582	156.7	X:00.000	10 - 29.494	196.3	1:56.276	35.119	193.5	3:00.889
2 - 33.893	182.7	2:14.866	38.023	185.5	3:26.782	11 - 29.656	194.2	1:51.227	34.624	200.3	2:55.507
3 - 32.372	173.9	2:04.983	37.683	195.2	3:15.038	12 - 29.900	184.3	1:54.209	34.676	196.7	2:58.785
4 - 30.663	176.4	1:59.426	36.378	194.9	3:06.467	13 - 29.679	179.1	1:50.514	34.506	196.3	2:54.699
5 - 30.689	189.1	1:56.270	35.825	188.1	3:02.784	14 - 29.781	193.2	1:50.640	34.268	199.2	2:54.689
6 - 30.284	199.6	1:54.914	34.866	197.8	3:00.064	15 - 29.214	191.8	1:50.683	34.344	198.5	2:54.241
7 - 29.346	207.6	1:55.032	35.584	196.3	2:59.962	16 - 28.891	204.9	1:50.130	34.051	192.1	2:53.072
8 - 29.815	197.4	1:52.882	35.396	198.8	2:58.093	17 - 28.835	198.5	1:48.927	33.934	191.8	2:51.696
9 - 29.318	208.4	1:53.725	34.771	197.0	2:57.814						
92	Joao FERNANDES				POR	Honda - Joao Fernandes					
1 - 8:38.629		2:31.198	44.118	174.7	X:00.000	8 - 31.281	200.0	1:54.519	36.611	183.3	3:02.411
2 - 34.974	146.1	2:13.685	40.506	179.7	3:29.165	9 - 30.924	191.1	1:52.509	36.089	183.9	2:59.522
3 - 34.061	160.9	2:06.997	39.318	181.5	3:20.376	10 - 30.489	198.5	1:53.087	36.102	184.6	2:59.678
4 - 33.486	167.9	2:04.820	38.846	183.6	3:17.152	11 - 30.379	200.7	1:50.904	35.850	184.6	2:57.133
5 - 32.919	191.8	2:06.730	38.011	182.4	3:17.660	12 - 30.548	194.9	2:02.513	47.368		3:20.429P
6 - 32.282	177.3	2:07.989	50.724		3:30.995P	13 - 4:50.465	189.4	1:54.523	35.992	183.6	X:00.000
7 - 6:11.336	173.0	2:03.259	37.292	181.8	X:00.000	14 - 30.342	216.8	1:48.712	35.174	185.8	2:54.228

35th Macau Motorcycle Grand Prix BEST SECTOR TIMES

SECTOR 1				SECTOR 2				SECTOR 3				IDEAL / BEST COMPARISON			
POS	NO	NAME	TIME	NO	NAME	TIME	NO	NAME	TIME	POS	NO	NAME	IDEAL	BEST	DIFF
1	4	MCGUINNESS	26.176	4	MCGUINNESS	1:37.860	4	MCGUINNESS	31.583	1	4	MCGUINNESS	2:35.619	2:35.619	0.000
2	2	JEFFERIES	26.234	2	JEFFERIES	1:38.982	2	JEFFERIES	31.961	2	2	JEFFERIES	2:37.177	2:37.232	0.055
3	12	GRIFFITHS	26.819	5	SCOTT	1:41.099	24	MILLER	32.701	3	5	SCOTT	2:41.282	2:41.617	0.335
4	5	SCOTT	26.971	8	BENNETT	1:41.317	17	MORRISON	32.768	4	8	BENNETT	2:41.672	2:42.312	0.640
5	7	DUFFUS	27.141	19	HEIDGER	1:41.817	12	GRIFFITHS	32.794	5	19	HEIDGER	2:42.116	2:42.178	0.062
6	17	MORRISON	27.324	24	MILLER	1:42.704	19	HEIDGER	32.863	6	24	MILLER	2:42.976	2:43.025	0.049
7	8	BENNETT	27.380	7	DUFFUS	1:43.063	8	BENNETT	32.975	7	7	DUFFUS	2:43.239	2:43.326	0.087
8	77	FARQUHAR	27.420	15	DAVIES	1:43.081	7	DUFFUS	33.035	8	17	MORRISON	2:43.493	2:43.575	0.082
9	19	HEIDGER	27.436	10	ASHTON	1:43.235	18	KELLENBERGE	33.079	9	12	GRIFFITHS	2:43.838	2:44.800	0.962
10	15	DAVIES	27.478	17	MORRISON	1:43.401	20	PATTERSON	33.180	10	15	DAVIES	2:44.535	2:45.001	0.466
11	24	MILLER	27.571	11	LOUGHER	1:44.006	5	SCOTT	33.212	11	77	FARQUHAR	2:44.997	2:45.371	0.374
12	20	PATTERSON	27.602	77	FARQUHAR	1:44.130	77	FARQUHAR	33.447	12	10	ASHTON	2:45.115	2:45.947	0.832
13	18	KELLENBERGE	27.607	12	GRIFFITHS	1:44.225	3	HASKOVEC	33.624	13	20	PATTERSON	2:45.257	2:45.838	0.581
14	3	HASKOVEC	27.616	40	OCHSENREITE	1:44.440	10	ASHTON	33.681	14	18	KELLENBERGE	2:45.526	2:45.700	0.174
15	22	SMITH	27.865	20	PATTERSON	1:44.475	91	MASCARENHA	33.934	15	11	LOUGHER	2:45.999	2:46.611	0.612
16	11	LOUGHER	27.902	32	LAW Hong	1:44.817	82	DONALD	33.945	16	40	OCHSENREITE	2:46.823	2:47.818	0.995
17	10	ASHTON	28.199	18	KELLENBERGE	1:44.840	15	DAVIES	33.976	17	3	HASKOVEC	2:47.866	2:48.219	0.353
18	14	ARCHIBALD	28.233	82	DONALD	1:45.685	37	CHIA Tuck	34.049	18	22	SMITH	2:48.994	2:53.205	4.211
19	40	OCHSENREITE	28.287	3	HASKOVEC	1:46.626	11	LOUGHER	34.091	19	32	LAW Hong	2:49.097	2:49.230	0.133
20	25	JENNINGS	28.418	38	TAKEYAMA	1:46.630	40	OCHSENREITE	34.096	20	82	DONALD	2:49.114	2:49.438	0.324
21	23	ALLAN	28.449	22	SMITH	1:47.015	22	SMITH	34.114	21	37	CHIA Tuck	2:49.683	2:49.990	0.307
22	37	CHIA Tuck	28.453	37	CHIA Tuck	1:47.181	14	ARCHIBALD	34.212	22	38	TAKEYAMA	2:50.210	2:50.917	0.707
23	91	MASCARENHA	28.835	69	DAWSON	1:47.206	25	JENNINGS	34.384	23	25	JENNINGS	2:51.273	2:51.853	0.580
24	42	JERZENBECK	28.988	31	HENDRIYANSY	1:47.322	38	TAKEYAMA	34.440	24	42	JERZENBECK	2:51.403	2:51.445	0.042
25	9	MARTINEZ	29.120	42	JERZENBECK	1:47.520	9	MARTINEZ	34.506	25	31	HENDRIYANSY	2:51.603	2:51.603	0.000
26	38	TAKEYAMA	29.140	30	SOU Se Hong	1:47.563	31	HENDRIYANSY	34.611	26	91	MASCARENHA	2:51.696	2:51.696	0.000
27	33	HINTERREITER	29.298	81	HUANG Shi	1:48.317	32	LAW Hong	34.653	27	14	ARCHIBALD	2:51.879	2:52.961	1.082
28	82	DONALD	29.484	25	JENNINGS	1:48.471	42	JERZENBECK	34.895	28	69	DAWSON	2:52.212	2:53.230	1.018
29	32	LAW Hong	29.627	92	FERNANDES	1:48.712	33	HINTERREITER	34.953	29	9	MARTINEZ	2:52.878	2:53.320	0.442
30	31	HENDRIYANSY	29.670	91	MASCARENHA	1:48.927	69	DAWSON	34.966	30	81	HUANG Shi	2:53.521	2:53.922	0.401
31	69	DAWSON	30.040	36	TAI Seng Koo	1:49.107	23	ALLAN	34.972	31	92	FERNANDES	2:54.228	2:54.228	0.000
32	81	HUANG Shi	30.204	68	LEE	1:49.235	81	HUANG Shi	35.000	32	30	SOU Se Hong	2:54.267	2:54.394	0.127
33	92	FERNANDES	30.342	9	MARTINEZ	1:49.252	36	TAI Seng Koo	35.067	33	36	TAI Seng Koo	2:54.540	2:54.771	0.231
34	36	TAI Seng Koo	30.366	14	ARCHIBALD	1:49.434	92	FERNANDES	35.174	34	33	HINTERREITER	2:54.899	2:56.180	1.281
35	66	MAEDA	30.518	33	HINTERREITER	1:50.648	68	LEE	35.582	35	68	LEE	2:55.427	2:55.580	0.153
36	68	LEE	30.610	23	ALLAN	1:53.280	30	SOU Se Hong	35.964	36	23	ALLAN	2:56.701	2:58.584	1.883
37	30	SOU Se Hong	30.740	66	MAEDA	1:57.815	66	MAEDA	36.444	37	66	MAEDA	3:04.777	3:20.584	15.807
38	21	RAMSAY	32.391	63	VONG Tak King	2:00.343	21	RAMSAY	38.094	38	63	VONG Tak King	3:12.971	3:12.971	0.000
39	63	VONG Tak King	33.490	21	RAMSAY	2:02.968	63	VONG Tak King	39.138	39	21	RAMSAY	3:13.453	3:15.641	2.188
40	6	BARTH	32:42.473				6	BARTH	2:46.437						

Perfect Lap	2:35.619
-------------	----------

Circuito Da Guia
Circuit Length = 6.1200 kilometr
Start: 08:31 End: 09:25



35th Macau Motorcycle Grand Prix

SPEED TRAP - FREE PRACTICE - FINISH LINE

POS	NO	CL	NAME	NAT	ENTRY	KPH
1	4		John MCGUINNESS	GBR	Honda - Honda Britain Paul Bird	209.7
2	8		Roger BENNETT	GBR	Ducati - Reve Red Bull Ducati	209.7
3	2		David JEFFERIES	GBR	Yamaha - V & M Racing	208.8
4	3		Vincent HASKOVEC	USA	Suzuki - Attack Suzuki	208.8
5	11		Ian LOUGHER	GBR	Suzuki - TAS Suzuki GB	208.4
6	24		Mark MILLER	USA	Suzuki - Attack Suzuki	207.2
7	17		Brian MORRISON	GBR	Suzuki - BMR	207.2
8	12		Jason GRIFFITHS	GBR	Yamaha - V & M Racing	206.8
9	5		Gus SCOTT	GBR	Honda - Honda Britain Paul Bird	205.3
10	77		Ryan FARQUHAR	GBR	Yamaha - McAdoo Racing	205.3
11	7		Iain DUFFUS	GBR	Suzuki - East Coast Superbikes	204.5
12	42		Benny JERZENBECK	GER	Suzuki - Bender 4 Star Racing	204.5
13	6		Markus BARTH	GER	Suzuki - Team Suzuki Schafer	203.3
14	14		Adrian ARCHIBALD	GBR	Honda - Red Bull Honda Racing	203.0
15	25		Pete JENNINGS	GBR	Suzuki - Derbi Motomax	201.1
16	19		Frank HEIDGER	GER	Yamaha - Team KFM Motorrader	200.3
17	91		Denny MASCARENHAS	POR	Suzuki - Denny Mascarenhas	200.3
18	22		Ronnie SMITH	GBR	Suzuki - MSS Performance	200.0
19	18		Marcel KELLENBERGER	SUI	Kawasaki - Team Bolliger	200.0
20	20		Alan PATTERSON	GBR	Honda - Team Millar	199.6
21	10		Dean ASHTON	GBR	Suzuki - A.P.C. Racing	199.6
22	33		Thomas HINTERREITER	AUT	Suzuki - Rubatto Racing	198.8
23	66		Jun MAEDA	JPN	Honda - Nutec - GQ Japan	198.8
24	23		Steve ALLAN	GBR	Suzuki - MSS Performance	198.1
25	40		Thomas OCHSENREITER	GER	Suzuki - Bridgestone Bikersprofi	193.8
26	15		Nigel DAVIES	GBR	Suzuki - Dragon Racing	193.8
27	9		Marco MARTINEZ	USA	Suzuki - Martinez Racing Team	193.8
28	82	S	Cameron DONALD	AUS	Yamaha - China Yingang Racing	189.1
29	81	S	HUANG Shi Zhao	CHN	Yamaha - China Yingang Racing	188.4
30	38	S	Yusuke TAKEYAMA	JPN	Yamaha - Zong Shen Racing Team	187.8
31	21		Callum RAMSAY	GBR	Suzuki - MSS Performance	187.8
32	92	S	Joao FERNANDES	POR	Honda - Joao Fernandes	185.8
33	69		James DAWSON	GBR	Honda - James Dawson	184.9
34	31	S	HENDRIYANSYAH	INA	Yamaha - Zong Shen Racing Team	184.6
35	37	S	CHIA Tuck Cheong	MAS	Yamaha - Zong Shen Racing Team	184.3
36	32	S	LAW Hong Ching	HKG	Yamaha - Zong Shen Racing Team	182.1
37	68	S	David LEE	HKG	Yamaha - David Lee	181.8
38	36	S	TAI Seng Koo	MAS	Yamaha - Zong Shen Racing Team	181.2
39	63		VONG Tak King	MAC	Suzuki - Vong Tak King	177.0
40	30	S	SOU Se Hong	MAC	Yamaha - Zong Shen Racing Team	173.9



35th Macau Motorcycle Grand Prix SPEED TRAP - FREE PRACTICE - SECTOR 1

(contd.)

POS	NO	CL	NAME	NAT	ENTRY	KPH
1	2		David JEFFERIES	GBR	Yamaha - V & M Racing	243.7
2	5		Gus SCOTT	GBR	Honda - Honda Britain Paul Bird	242.6
3	82	S	Cameron DONALD	AUS	Yamaha - China Yingang Racing	237.8
4	7		Iain DUFFUS	GBR	Suzuki - East Coast Superbikes	231.2
5	40		Thomas OCHSENREITER	GER	Suzuki - Bridgestone Bikersprofi	227.8
6	4		John MCGUINNESS	GBR	Honda - Honda Britain Paul Bird	226.8
7	69		James DAWSON	GBR	Honda - James Dawson	225.9
8	14		Adrian ARCHIBALD	GBR	Honda - Red Bull Honda Racing	224.5
9	32	S	LAW Hong Ching	HKG	Yamaha - Zong Shen Racing Team	224.0
10	18		Marcel KELLENBERGER	SUI	Kawasaki - Team Bolliger	223.6
11	38	S	Yusuke TAKEYAMA	JPN	Yamaha - Zong Shen Racing Team	223.6
12	12		Jason GRIFFITHS	GBR	Yamaha - V & M Racing	222.2
13	3		Vincent HASKOVEC	USA	Suzuki - Attack Suzuki	221.7
14	30	S	SOU Se Hong	MAC	Yamaha - Zong Shen Racing Team	221.3
15	37	S	CHIA Tuck Cheong	MAS	Yamaha - Zong Shen Racing Team	220.8
16	8		Roger BENNETT	GBR	Ducati - Reve Red Bull Ducati	220.4
17	17		Brian MORRISON	GBR	Suzuki - BMR	219.9
18	77		Ryan FARQUHAR	GBR	Yamaha - McAdoo Racing	219.0
19	19		Frank HEIDGER	GER	Yamaha - Team KFM Motorrader	218.1
20	42		Benny JERZENBECK	GER	Suzuki - Bender 4 Star Racing	218.1
21	92	S	Joao FERNANDES	POR	Honda - Joao Fernandes	216.8
22	20		Alan PATTERSON	GBR	Honda - Team Millar	216.0
23	33		Thomas HINTERREITER	AUT	Suzuki - Rubatto Racing	215.1
24	23		Steve ALLAN	GBR	Suzuki - MSS Performance	214.7
25	25		Pete JENNINGS	GBR	Suzuki - Derbi Motomax	212.5
26	9		Marco MARTINEZ	USA	Suzuki - Martinez Racing Team	211.7
27	24		Mark MILLER	USA	Suzuki - Attack Suzuki	210.9
28	81	S	HUANG Shi Zhao	CHN	Yamaha - China Yingang Racing	208.8
29	91		Denny MASCARENHAS	POR	Suzuki - Denny Mascarenhas	208.4
30	11		Ian LOUGHER	GBR	Suzuki - TAS Suzuki GB	207.6
31	31	S	HENDRIYANSYAH	INA	Yamaha - Zong Shen Racing Team	205.3
32	10		Dean ASHTON	GBR	Suzuki - A.P.C. Racing	204.5
33	68	S	David LEE	HKG	Yamaha - David Lee	203.3
34	15		Nigel DAVIES	GBR	Suzuki - Dragon Racing	202.6
35	21		Callum RAMSAY	GBR	Suzuki - MSS Performance	199.6
36	36	S	TAI Seng Koo	MAS	Yamaha - Zong Shen Racing Team	196.7
37	22		Ronnie SMITH	GBR	Suzuki - MSS Performance	196.0
38	66		Jun MAEDA	JPN	Honda - Nutec - GQ Japan	188.1
39	6		Markus BARTH	GER	Suzuki - Team Suzuki Schafer	185.5
40	63		VONG Tak King	MAC	Suzuki - Vong Tak King	154.7



35th Macau Motorcycle Grand Prix

CLASSIFICATION - 1st QUALIFYING

POS	NO	CL	NAME	NAT	ENTRY	TIME	LAPS	GAP	KPH
1	4		John MCGUINNESS	GBR	Honda - Honda Britain Paul Bird	2:31.607	10		145.32
2	2		David JEFFERIES	GBR	Yamaha - V & M Racing	2:33.693	7	2.086	143.35
3	8		Roger BENNETT	GBR	Ducati - Reve Red Bull Ducati	2:34.472	9	2.865	142.62
4	6		Markus BARTH	GER	Suzuki - Team Suzuki Schafer	2:36.113	10	4.506	141.12
5	7		Iain DUFFUS	GBR	Suzuki - East Coast Superbikes	2:36.769	14	5.162	140.53
6	17		Brian MORRISON	GBR	Suzuki - BMR	2:37.489	12	5.882	139.89
7	33		Thomas HINTERREITER	AUT	Suzuki - Rubatto Racing	2:38.214	10	6.607	139.25
8	20		Alan PATTERSON	GBR	Honda - Team Millar	2:38.254	12	6.647	139.21
9	18		Marcel KELLENBERGER	SUI	Kawasaki - Team Bolliger	2:38.436	13	6.829	139.05
10	22		Ronnie SMITH	GBR	Suzuki - MSS Performance	2:38.898	11	7.291	138.65
11	24		Mark MILLER	USA	Suzuki - Attack Suzuki	2:39.131	11	7.524	138.45
12	19		Frank HEIDGER	GER	Yamaha - Team KFM Motorrader	2:39.187	12	7.580	138.40
13	5		Gus SCOTT	GBR	Honda - Honda Britain Paul Bird	2:39.201	11	7.594	138.39
14	14		Adrian ARCHIBALD	GBR	Honda - Red Bull Honda Racing	2:39.256	12	7.649	138.34
15	3		Vincent HASKOVEC	USA	Suzuki - Attack Suzuki	2:39.581	13	7.974	138.06
16	11		Ian LOUGHER	GBR	Suzuki - TAS Suzuki GB	2:39.795	12	8.188	137.87
17	82	S	Cameron DONALD	AUS	Yamaha - China Yingang Racing	2:40.027	14	8.420	137.67
18	77		Ryan FARQUHAR	GBR	Yamaha - McAdoo Racing	2:40.894	10	9.287	136.93
19	42		Benny JERZENBECK	GER	Suzuki - Bender 4 Star Racing	2:40.960	12	9.353	136.87
20	15		Nigel DAVIES	GBR	Suzuki - Dragon Racing	2:42.890	12	11.283	135.25
21	40		Thomas OCHSENREITER	GER	Suzuki - Bridgestone Bikersprofi	2:43.432	11	11.825	134.80
22	10		Dean ASHTON	GBR	Suzuki - A.P.C. Racing	2:43.510	8	11.903	134.74
23	38	S	Yusuke TAKEYAMA	JPN	Yamaha - Zong Shen Racing Team	2:44.752	12	13.145	133.72
24	32	S	LAW Hong Ching	HKG	Yamaha - Zong Shen Racing Team	2:44.752	13	13.145	133.72
25	23		Steve ALLAN	GBR	Suzuki - MSS Performance	2:45.009	13	13.402	133.52
26	25		Pete JENNINGS	GBR	Suzuki - Derbi Motomax	2:45.779	4	14.172	132.90
27	91		Denny MASCARENHAS	POR	Suzuki - Denny Mascarenhas	2:46.882	12	15.275	132.02
28	37	S	CHIA Tuck Cheong	MAS	Yamaha - Zong Shen Racing Team	2:48.060	10	16.453	131.09
29	92	S	Joao FERNANDES	POR	Honda - Joao Fernandes	2:48.283	13	16.676	130.92
30	21		Callum RAMSAY	GBR	Suzuki - MSS Performance	2:48.579	11	16.972	130.69
31	31	S	HENDRIYANSYAH	INA	Yamaha - Zong Shen Racing Team	2:48.664	10	17.057	130.62
32	81	S	HUANG Shi Zhao	CHN	Yamaha - China Yingang Racing	2:48.753	12	17.146	130.55
33	9		Marco MARTINEZ	USA	Suzuki - Martinez Racing Team	2:48.979	10	17.372	130.38
34	36	S	TAI Seng Koo	MAS	Yamaha - Zong Shen Racing Team	2:52.143	10	20.536	127.98
35	68	S	David LEE	HKG	Yamaha - David Lee	2:52.719	14	21.112	127.56
36	69		James DAWSON	GBR	Honda - James Dawson	2:53.047	11	21.440	127.31
37	30	S	SOU Se Hong	MAC	Yamaha - Zong Shen Racing Team	2:53.217	14	21.610	127.19
38	63		VONG Tak King	MAC	Suzuki - Vong Tak King	3:11.757	9	40.150	114.89

Weather / Track : Sunny / Dry

MST Sports Timing

 Circuito Da Guia
 Circuit Length = 6.1200 km.
 Start: 07:30 End: 08:10

Clerk of Course	Stewards	Timekeeper
-----------------	----------	------------

**35th Macau Motorcycle Grand Prix
SECTOR ANALYSIS - 1st QUALIFYING**

2	David JEFFERIES		GBR		Yamaha - V & M Racing				
1	X:00.000 180.6	1:46.396	33.847 201.4	X:00.000	5	25.803 234.2	1:37.853	31.658 212.1	2:35.314
2	27.650 181.8	1:44.696	44.619	2:56.965P	6	25.793 248.8	1:35.830	32.070 213.0	2:33.693
3	3:37.855 199.2	1:41.499	32.123 210.5	X:00.000	7	26.025 231.2	1:37.593	31.744 209.3	2:35.362
4	26.286 212.1	1:39.420	31.651 212.5	2:37.357					
3	Vincent HASKOVEC		USA		Suzuki - Attack Suzuki				
1	8:34.612		2:39.180 204.1	X:00.000	8	27.387 214.2	1:42.805	34.076 211.3	2:44.268
2	28.332		2:17.421 200.7	2:45.753	9	26.865 219.9	1:39.965	32.751 208.0	2:39.581
3	27.627 218.6	1:41.677	44.260	2:53.564P	10	28.864 194.5	1:46.189	33.307 204.5	2:48.360
4	2:53.736 203.7	1:42.125	32.982 207.2	X:00.000	11	27.381 206.5	1:41.350	32.760 208.8	2:41.491
5	27.176 221.3	1:41.070	32.717 206.5	2:40.963	12	27.390 214.7	1:41.899	33.139 208.8	2:42.428
6	27.167 210.5	1:42.135	34.679 210.1	2:43.981	13	26.996 209.7	1:41.900	32.864 209.7	2:41.760
7	27.444 210.5	1:42.433	33.608 206.8	2:43.485					
4	John MCGUINNESS		GBR		Honda - Honda Britain Paul Bird				
1	5:56.702 175.8		2:24.370 203.0	X:00.000	6	X:00.000 192.8	1:42.874	33.403 203.7	X:00.000
2	26.635 227.3		2:15.602 208.4	2:42.237	7	27.388 205.7	1:41.283	31.809 210.1	2:40.480
3	26.679 213.8		2:14.512 208.4	2:41.191	8	25.746 227.8	1:37.511	31.829 210.1	2:35.086
4	26.236 215.5	1:37.524	31.816 208.0	2:35.576	9	25.570 242.1	1:38.283	31.492 211.7	2:35.345
5	26.267 228.3	1:39.613	46.969	2:52.849P	10	25.928 234.7	1:34.586	31.093 213.4	2:31.607
5	Gus SCOTT		GBR		Honda - Honda Britain Paul Bird				
1	5:57.115 182.1		2:24.257 203.7	X:00.000	7	27.381 210.5	1:40.272	33.101 200.3	2:40.754
2	27.019 226.8		2:15.306 205.3	2:42.325	8	27.187 218.1	1:39.768	32.679 201.8	2:39.634
3	27.061 220.8		2:14.884 204.1	2:41.945	9	27.004 219.9	1:39.266	32.931 205.3	2:39.201
4	27.160 230.7	1:39.819	32.954 202.6	2:39.933	10	27.470 220.8	1:40.316	32.717 202.2	2:40.503
5	27.240 222.6	1:41.185	41.985	2:50.410P	11	27.134 216.0	1:39.215	33.450 154.9	2:39.799
6	X:00.000 188.1	1:49.557	34.301 201.1	X:00.000					
6	Markus BARTH		GER		Suzuki - Team Suzuki Schafer				
1	9:41.473 177.0		2:36.092	X:00.000P	6	26.326 248.2	1:37.498	32.289 201.4	2:36.113
2	3:44.880 220.4	1:44.441	34.344 201.1	X:00.000	7	26.466 243.2	1:47.060	33.990 204.1	2:47.516
3	26.515 242.6	1:40.075	32.830 201.8	2:39.420	8	31.627 175.3	1:43.452	32.496 203.7	2:47.575
4	27.342 241.6	1:44.519	49.554	3:01.415P	9	26.397 248.8	1:37.361	34.585 202.6	2:38.343
5	5:28.223 209.7	1:41.845	32.810 202.6	X:00.000	10	26.258 243.7	1:37.788	32.105 202.2	2:36.151
7	Iain DUFFUS		GBR		Suzuki - East Coast Superbikes				
1	6:21.118 185.8		2:28.493 196.0	X:00.000	8	26.814 227.3	1:40.451	41.713	2:48.978P
2	28.303 236.3		2:17.646 198.1	2:45.949	9	2:05.223 217.7	1:42.708	34.424 199.2	4:22.355
3	27.361 233.7		2:15.048 197.8	2:42.409	10	26.926 235.8	1:39.217	32.508 199.6	2:38.651
4	27.172 221.7	1:42.037	32.740 198.1	2:41.949	11	26.758 229.2	1:38.508	32.272 201.4	2:37.538
5	27.065 233.2	1:39.756	32.790 196.7	2:39.611	12	26.464 242.1	1:39.123	32.410 203.7	2:37.997
6	27.086 233.2	1:38.910	32.624 199.2	2:38.620	13	26.638 225.0	1:41.918	33.402 202.2	2:41.958
7	26.702 232.7	1:39.877	32.641 200.0	2:39.220	14	26.459 240.0	1:38.023	32.287 201.8	2:36.769

**35th Macau Motorcycle Grand Prix
SECTOR ANALYSIS - 1st QUALIFYING**

(contd.)

8	Roger BENNETT		GBR		Ducati - Reve Red Bull Ducati							
1	6:53.315	192.5	2:21.548	203.3	X:00.000	6 - 26.833	216.0	1:39.932	33.186	205.7	2:39.951	
2	27.581	220.8	2:16.379	208.0	2:43.960	7 - 26.723	224.0	1:37.313	32.170	207.2	2:36.206	
3	26.952	215.1	2:10.725	208.0	2:37.677	8 - 26.505	232.7	1:36.566	31.401	207.6	2:34.472	
4	27.440	220.8	1:41.650	41.400	2:50.490P	9 - 29.500	151.4	1:43.898	44.918		2:58.316P	
5	1:43.965	176.1	1:40.576	32.486	207.2	3:57.027						
9	Marco MARTINEZ		USA		Suzuki - Martinez Racing Team							
1	7:51.508	190.4	2:34.331	188.8	X:00.000	6 - 29.159	213.0	1:46.334	34.158	193.2	2:49.651	
2	30.278	209.7	2:39.827		3:10.105P	7 - 28.625	201.1	1:47.214	35.092	194.5	2:50.931	
3	9:44.159	210.9	1:50.115	35.306	191.4	X:00.000	8 - 28.922	177.3	1:46.786	34.224	2:49.932	
4	29.065	205.7	1:48.203	35.024	191.8	2:52.292	9 - 28.705	191.1	1:47.501	34.329	191.1	2:50.535
5	28.810	220.4	1:47.555	34.474	192.1	2:50.839	10 - 28.844	214.7	1:46.053	34.082	194.5	2:48.979
10	Dean ASHTON		GBR		Suzuki - A.P.C. Racing							
1	5:58.107	189.4	2:24.748		X:00.000	5 - 29.044	213.8	1:48.574	56.537		3:14.155P	
2	28.745	206.1	2:18.127	198.5	2:46.872	6 - X:00.000	192.1	1:47.538	33.833	200.3	X:00.000	
3	28.858	214.2	2:44.279		3:13.137P	7 - 28.649	194.5	1:43.433	33.182	198.8	2:45.264	
4	5:31.493	225.4	1:44.059	34.371	194.9	X:00.000	8 - 27.989	199.2	1:42.088	33.433	200.0	2:43.510
11	Ian LOUGHER		GBR		Suzuki - TAS Suzuki GB							
1	8:25.712	147.3	2:32.268	203.3	X:00.000	7 - 27.356	207.6	1:39.519	32.920	213.4	2:39.795	
2	27.970	219.9	2:14.674	210.1	2:42.644	8 - 27.446	206.1	1:40.709	33.043	210.9	2:41.198	
3	28.031	230.2	1:41.382	33.180	211.3	2:42.593	9 - 27.289	213.4	1:40.514	32.574	213.4	2:40.377
4	27.795	213.4	1:42.421	33.226	210.5	2:43.442	10 - 27.133	228.3	1:40.061	33.090	211.3	2:40.284
5	27.421	219.5	1:46.496	47.323		3:01.240P	11 - 27.546	201.1	1:40.979	33.129	213.8	2:41.654
6	5:55.061	144.1	1:47.302	33.147	212.5	X:00.000	12 - 27.340	206.5	1:42.316	32.792	214.2	2:42.448
14	Adrian ARCHIBALD		GBR		Honda - Red Bull Honda Racing							
1	4:50.707	165.3	2:45.497	197.4	X:00.000	7 - 26.926	211.7	1:44.465	32.863	203.7	2:44.254	
2	28.028	225.9	2:20.498	204.1	2:48.526	8 - 27.550		1:43.171	32.930	205.3	2:43.651	
3	27.748	210.5	2:19.898	203.3	2:47.646	9 - 26.943	223.6	1:41.893	32.990	205.7	2:41.826	
4	27.677	225.4	1:43.847	45.105		2:56.629P	10 - 26.895	215.1	1:40.762	32.689	204.1	2:40.346
5	5:20.272	191.4	1:48.358	35.138	204.5	X:00.000	11 - 26.630	226.8	1:39.940	32.686	206.1	2:39.256
6	27.881	207.2	1:47.792	33.064	188.8	2:48.737	12 - 29.518	200.3	1:47.964	46.048		3:03.530P
15	Nigel DAVIES		GBR		Suzuki - Dragon Racing							
1	4:54.128	145.5	2:41.838	187.5	X:00.000	7 - 7:47.851	182.7	1:46.841	34.685	190.1	X:00.000	
2	29.110	203.0	2:21.449	191.8	2:50.559	8 - 28.444	204.5	1:44.395	34.062	191.8	2:46.901	
3	29.448	203.0	2:19.545	189.8	2:48.993	9 - 27.640	199.2	1:41.327	33.923	191.1	2:42.890	
4	28.452	201.8	1:45.572	34.359	191.1	2:48.383	10 - 27.708	195.2	1:41.506	33.928	192.1	2:43.142
5	28.148	205.3	1:45.247	34.877	191.4	2:48.272	11 - 27.774	207.6	1:42.582	33.802	186.5	2:44.158
6	27.913	202.2	1:46.055	46.765		3:00.733P	12 - 27.695	207.6	1:41.406	33.959	190.1	2:43.060
17	Brian MORRISON		GBR		Suzuki - BMR							
1	5:14.234	129.1	2:44.385		X:00.000P	7 - 27.674	185.5	1:45.579	32.858	205.7	2:46.111	
2	3:15.156		2:19.046	204.5	X:00.000	8 - 27.070	228.8	1:39.684	32.377	207.2	2:39.131	
3	28.029	206.8	1:42.119	32.633	205.3	2:42.781	9 - 27.918	220.8	1:45.128	32.636	206.1	2:45.682
4	27.695	222.6	1:41.929	32.673	206.5	2:42.297	10 - 27.029	214.7	1:38.908	32.074	207.6	2:38.011
5	28.165	210.1	1:47.893	44.763		3:00.821P	11 - 28.511	198.5	1:48.178	35.017	203.7	2:51.706
6	3:22.406	206.5	1:42.819	32.517	206.1	X:00.000	12 - 27.045	226.8	1:38.369	32.075	206.5	2:37.489

**35th Macau Motorcycle Grand Prix
SECTOR ANALYSIS - 1st QUALIFYING**

(contd.)

18	Marcel KELLENBERGER		SUI		Kawasaki - Team Bolliger								
1	6:44.237	187.8	2:23.959	198.8	X:00.000	8	27.062	219.0	1:39.757	32.406	200.3	2:39.225	
2	27.605	210.9	2:16.139	199.2	2:43.744	9	26.897	235.2	1:39.363	32.176	201.8	2:38.436	
3	27.381	221.7	2:15.698	199.2	2:43.079	10	29.220	205.3	1:53.782	33.278	201.4	2:56.280	
4	28.005	202.6	1:42.238	33.282	193.2	2:43.525	11	27.384	193.8	1:44.613	33.643	198.8	2:45.640
5	27.531	206.5	1:41.734	32.566	198.5	2:41.831	12	27.119	216.0	1:39.603	32.266	204.1	2:38.988
6	27.288	224.5	1:40.311	32.531	200.7	2:40.130	13	26.910	196.0	1:44.089	48.349		2:59.348P
7	27.102	233.2	1:38.980	32.383	200.7	2:38.465							
19	Frank HEIDGER		GER		Yamaha - Team KFM Motorrad								
1	6:40.327	144.3	2:32.011	191.1	X:00.000	7	27.410	216.8	1:40.465	32.301	199.6	2:40.176	
2	28.920	191.4	2:19.326	199.2	2:48.246	8	27.479	195.6	1:54.063	48.968		3:10.510P	
3	28.143	208.0	2:49.962	159.0	3:18.105	9	5:03.345	164.8	1:50.417	37.717	198.5	X:00.000	
4	35.996	1:51.886	33.569	198.5	3:01.451	10	29.913	161.6	1:46.985	33.789	200.7	2:50.687	
5	26.999	239.4	1:41.353	32.587	200.7	2:40.939	11	27.094	166.9	1:39.986	32.107	200.0	2:39.187
6	27.450	210.9	1:44.501	33.197	199.2	2:45.148	12	26.685	223.1	1:40.295	33.111	198.5	2:40.091
20	Alan PATTERSON		GBR		Honda - Team Millar								
1	5:16.988	146.1	2:44.320	194.9	X:00.000	7	28.500	195.6	1:48.995	32.798	197.8	2:50.293	
2	30.329	168.4	2:28.179	198.5	2:58.508	8	26.978	207.6	1:45.952	32.807	201.8	2:45.737	
3	28.371	210.5	2:47.825		3:16.196P	9	26.888	213.8	1:40.733	47.878		2:55.499P	
4	1:40.261	163.1	1:51.309	33.815	196.3	4:05.385	10	4:09.493	139.7	1:48.195	35.306	199.6	X:00.000
5	27.405	216.4	1:40.999	32.987	199.6	2:41.391	11	27.609	195.2	1:44.799	34.260	188.4	2:46.668
6	27.625	189.8	1:44.700	35.160	186.2	2:47.485	12	27.569	213.8	1:38.632	32.053	201.1	2:38.254
21	Callum RAMSAY		GBR		Suzuki - MSS Performance								
1	6:06.462	197.0	2:34.937	194.2	X:00.000	7	30.018	219.9	1:47.169	34.555	197.4	2:51.742	
2	31.146	210.1	2:27.276	196.0	2:58.422	8	30.394	201.1	1:47.049	34.463	197.0	2:51.906	
3	30.313	234.7	2:25.689	193.2	2:56.002	9	29.715	216.8	1:46.400	34.780	197.8	2:50.895	
4	30.464	220.4	1:50.891	35.528	197.0	2:56.883	10	29.373	224.0	1:45.134	34.072	200.3	2:48.579
5	30.398	216.8	1:49.511	47.298		3:07.207P	11	29.578	223.6	1:45.801	47.650		3:03.029P
6	4:41.392	193.8	1:48.062	34.814	198.8	X:00.000							
22	Ronnie SMITH		GBR		Suzuki - MSS Performance								
1	5:52.661	174.4	2:30.139	197.4	X:00.000	7	27.586	229.7	1:42.200	48.154		2:57.940P	
2	29.118	208.4	2:22.612	199.2	2:51.730	8	5:23.708	208.8	1:41.895	33.323	198.8	X:00.000	
3	28.253	186.5	2:34.106		3:02.359P	9	26.991	225.9	1:39.314	32.593	199.2	2:38.898	
4	3:37.686	217.3	1:44.206	33.749	198.5	X:00.000	10	26.911	202.6	1:43.770	48.740		2:59.421P
5	27.663	216.8	1:44.222	33.469	200.0	2:45.354	11	1:07.160	220.4	1:41.243	33.331	172.8	3:21.734
6	27.323	246.0	1:42.492	33.442	201.4	2:43.257							
23	Steve ALLAN		GBR		Suzuki - MSS Performance								
1	5:52.800	173.3	2:31.840	197.4	X:00.000	8	27.510	206.5	1:45.899	33.599	197.8	2:47.008	
2	28.887	229.7	2:22.586	200.7	2:51.473	9	27.930	190.4	1:45.043	33.911	183.6	2:46.884	
3	28.042	218.1	2:26.464	198.5	2:54.506	10	50.498	205.3	2:39.926	45.356		4:15.780P	
4	28.595	199.2	1:48.962	33.568	200.0	2:51.125	11	1:19.219	219.0	1:44.594	32.929	200.3	3:36.742
5	28.014	233.7	1:48.057	34.289	197.8	2:50.360	12	27.526	210.5	1:45.345	33.586	199.2	2:46.457
6	28.004	224.0	1:47.634	33.769	200.3	2:49.407	13	27.656	212.1	1:44.137	33.216	199.2	2:45.009
7	27.645	216.8	1:46.154	33.622	200.3	2:47.421							

**35th Macau Motorcycle Grand Prix
SECTOR ANALYSIS - 1st QUALIFYING**

(contd.)

24	Mark MILLER		USA		Suzuki - Attack Suzuki								
1 -	X:00.000	208.4		2:27.016	200.3	X:00.000	7 -	1:37.779	206.5	1:40.620	32.774	210.1	3:51.173
2 -	29.033	207.6	1:44.423	42.679		2:56.135P	8 -	27.347	228.8	1:42.876	32.738	206.5	2:42.961
3 -	1:39.683	210.9	1:43.463	33.128	203.7	3:56.274	9 -	27.230	220.4	1:41.239	32.933	204.5	2:41.402
4 -	27.719	233.2	1:42.092	33.110	201.8	2:42.921	10 -	27.056	233.2	1:39.684	32.391	200.7	2:39.131
5 -	27.562	242.1	1:43.473	42.096		2:53.131P	11 -	27.162	215.1	1:40.474	31.960	200.7	2:39.596
6 -	2:02.233	219.5	1:42.469	41.074		4:25.776P							
25	Pete JENNINGS		GBR		Suzuki - Derbi Motomax								
1 -	5:33.453	176.4		2:30.208	198.1	X:00.000	3 -	28.171	212.1		2:17.608	204.9	2:45.779
2 -	29.139	196.0		2:27.323	203.0	2:56.462	4 -	28.116	224.5	1:50.515	47.927		3:06.558P
30	SOU Se Hong		MAC		Yamaha - Zong Shen Racing Team								
1 -				173.3		X:00.000	8 -	30.623	218.6	1:45.849	37.309	169.8	2:53.781
2 -	30.963	201.1		2:24.331	174.4	2:55.294	9 -	32.222	212.5	1:48.534	36.102	170.6	2:56.858
3 -	30.531	224.5		2:26.216	170.3	2:56.747	10 -	30.750	218.1	1:49.177	36.447	169.2	2:56.374
4 -	31.667	210.1	1:48.841	36.180	169.5	2:56.688	11 -	31.416	204.5	1:49.018	37.113	173.3	2:57.547
5 -	31.055	222.2	1:47.891	36.893	168.7	2:55.839	12 -	31.190	213.4	1:47.427	35.546	170.6	2:54.163
6 -	31.313	215.1	1:47.804	35.933	168.7	2:55.050	13 -	30.672	218.6	1:47.968	36.610	168.7	2:55.250
7 -	31.479	207.6	1:45.674	36.064	168.2	2:53.217	14 -	30.814	219.5	1:47.259	35.184	170.0	2:53.257
31	HENDRIYANSYAH		INA		Yamaha - Zong Shen Racing Team								
1 -				185.8		X:00.000	6 -	33.203	182.1	1:47.554	34.365	186.5	2:55.122
2 -	30.715	193.2		2:22.967		2:53.682	7 -	30.032	212.1	1:47.006	35.470	185.5	2:52.508
3 -	30.366			2:18.298	186.8	2:48.664	8 -	31.858	164.1	1:54.643	51.411		3:17.912P
4 -	33.438	184.9	2:06.616	52.959		3:33.013P	9 -	3:09.689	189.8	1:45.270	34.197	184.6	X:00.000
5 -	5:17.358	187.5	1:52.064	36.790		X:00.000	10 -	29.480	206.8	1:51.913	55.317		3:16.710P
32	LAW Hong Ching		HKG		Yamaha - Zong Shen Racing Team								
1 -				179.7		X:00.000	8 -	33.338	175.3	1:47.539	34.640	182.1	2:55.517
2 -	30.249	212.1		2:22.841	176.4	2:53.090	9 -	29.913	200.7	1:46.071	35.550	175.6	2:51.534
3 -	29.573	231.7		2:18.903	180.6	2:48.476	10 -	31.755		1:52.696	53.007		3:17.458P
4 -	29.671	218.1		2:17.690	182.4	2:47.361	11 -	3:09.115	190.4	1:45.367	34.248	181.5	X:00.000
5 -	31.437		1:45.562	34.603	181.2	2:51.602	12 -	29.135	215.1	1:41.608	34.009	180.6	2:44.752
6 -	29.885	203.3	1:45.499	35.308	174.7	2:50.692	13 -	28.883	223.1	1:42.264	33.808	181.5	2:44.955
7 -	30.021	222.6	1:44.354	36.548		2:50.923							
33	Thomas HINTERREITER		AUT		Suzuki - Rubatto Racing								
1 -	6:34.344	171.7		2:27.309	196.7	X:00.000	6 -	27.177	230.7	1:40.143	32.511	205.3	2:39.831
2 -	28.302	217.3		2:25.435		2:53.737P	7 -	27.321	210.9	1:41.548	32.404	204.1	2:41.273
3 -	3:29.604	210.1	1:43.232	32.792	202.2	X:00.000	8 -	27.336	238.4	1:38.588	32.290	204.5	2:38.214
4 -	27.734	242.1	1:40.260	32.790	203.0	2:40.784	9 -	27.040	224.5	1:38.907	46.021		2:51.968P
5 -	27.651	225.9	1:40.042	32.990	203.0	2:40.683	10 -	X:00.000	156.2		2:48.769		X:00.000
36	TAI Seng Koo		MAS		Yamaha - Zong Shen Racing Team								
1 -				181.8		X:00.000	6 -	9:08.045	170.3	1:52.979	35.548	181.8	X:00.000
2 -	31.297	197.4		2:25.919	185.2	2:57.216	7 -	30.728	186.5	1:49.608	34.926	183.6	2:55.262
3 -	30.376	203.0		2:26.913	181.5	2:57.289	8 -	29.988	186.8	1:47.501	34.654	183.9	2:52.143
4 -	32.039	178.5	1:57.380	39.250	170.3	3:08.669	9 -	30.551	172.5	1:48.458	34.865	185.8	2:53.874
5 -	34.793	176.1	1:59.409	59.132		3:33.334P	10 -	32.980		2:04.276	57.778		3:35.034P

**35th Macau Motorcycle Grand Prix
SECTOR ANALYSIS - 1st QUALIFYING**

(contd.)

37	CHIA Tuck Cheong			MAS	Yamaha - Zong Shen Racing Team			
1 -			174.4	X:00.000	6 - 28.488 213.8	1:44.836	34.736 180.3	2:48.060
2 -	30.437 206.8		2:21.507 183.3	2:51.944	7 - 29.021 201.4	1:50.273	36.022	2:55.316
3 -	28.901 213.4		2:21.630 179.4	2:50.531	8 - 29.947 197.0	1:52.075	35.496 174.1	2:57.518
4 -	29.085 201.1	1:47.115	34.893 181.5	2:51.093	9 - 28.830 214.7	1:46.760	35.102 178.8	2:50.692
5 -	28.957 210.9	1:46.239	34.775 185.2	2:49.971	10 - 29.088 214.2	1:49.916	52.664	3:11.668P
38	Yusuke TAKEYAMA			JPN	Yamaha - Zong Shen Racing Team			
1 -			185.2	X:00.000	7 - 28.719 218.6	1:44.300	33.670 187.1	2:46.689
2 -	30.581 216.8		2:23.547 184.6	2:54.128	8 - 28.569 213.8	1:42.599	33.873 187.5	2:45.041
3 -	29.538 243.2		2:16.764 187.5	2:46.302	9 - 36.452 134.3	2:13.184	54.930	3:44.566P
4 -	29.115 219.5		2:16.826 186.8	2:45.941	10 - 3:09.466 202.2	1:45.285	33.892 187.5	X:00.000
5 -	39.968 118.2	2:34.463	54.389	4:08.820P	11 - 28.432 217.3	1:42.449	33.871 183.0	2:44.752
6 -	1:57.491 204.5	1:44.029	33.613 188.8	4:15.133	12 - 28.349 206.8	1:43.053	33.819 188.1	2:45.221
40	Thomas OCHSENREITER			GER	Suzuki - Bridgestone Bikersprofi			
1 -	7:01.563 154.2		2:35.292 185.5	X:00.000	7 - 4:07.282 198.1	1:46.257	34.332 193.5	X:00.000
2 -	30.116 203.3		2:19.572 192.1	2:49.688	8 - 29.080 208.8	1:42.852	34.077 191.4	2:46.009
3 -	28.762 220.4		2:16.810 192.5	2:45.572	9 - 28.998 218.6	1:42.536	33.977 194.9	2:45.511
4 -	28.991 225.4	1:42.075	49.141	3:00.207P	10 - 28.483 215.5	1:42.145	33.750 194.5	2:44.378
5 -	4:09.124 186.8	1:43.989	34.134 194.5	X:00.000	11 - 28.383 231.2	1:41.304	33.745 190.8	2:43.432
6 -	28.497 222.2	1:43.694	46.251	2:58.442P				
42	Benny JERZENBECK			GER	Suzuki - Bender 4 Star Racing			
1 -	6:35.800 157.6		2:34.622 199.6	X:00.000	7 - 28.224 219.5	1:54.254	48.585	3:11.063P
2 -	29.247 219.9		2:20.433 204.5	2:49.680	8 - 3:53.112 145.3	2:06.843	35.201 199.2	X:00.000
3 -	27.849 223.6		2:18.198 200.3	2:46.047	9 - 28.946 205.7	1:41.320	33.009 209.7	2:43.275
4 -	28.485 209.7	1:50.662	36.476 206.5	2:55.623	10 - 28.029 211.7	1:43.413	33.152 208.8	2:44.594
5 -	27.763 240.0	1:40.632	33.350 206.5	2:41.745	11 - 27.557 219.5	1:40.189	33.369 208.4	2:41.115
6 -	27.525 233.7	1:41.499	33.895 208.8	2:42.919	12 - 27.610 227.8	1:40.525	32.825 204.9	2:40.960
63	VONG Tak King			MAC	Suzuki - Vong Tak King			
1 -	4:46.633		3:01.322 166.9	X:00.000	6 - 35.153	2:00.420	39.057 177.0	3:14.630
2 -	36.227 154.0		2:42.539 173.6	3:18.766	7 - 34.608 154.2	1:59.112	39.153 173.6	3:12.873
3 -	35.267 141.1		2:42.419 173.6	3:17.686	8 - 34.430 151.8	1:58.955	38.372 172.2	3:11.757
4 -	35.450 143.8	2:00.400	39.071 171.1	3:14.921	9 - 34.068 156.2	1:58.960	50.967	3:23.995P
5 -	34.781 152.5	2:01.250	38.944 170.3	3:14.975				
68	David LEE			HKG	Yamaha - David Lee			
1 -	4:46.081 144.5		3:01.484 165.1	X:00.000	8 - 30.803 182.1	1:49.384	35.848 180.3	2:56.035
2 -	38.941 127.5		2:40.833 174.4	3:19.774	9 - 31.043 180.0	1:50.236	35.908 177.6	2:57.187
3 -	34.055 177.0		2:31.142 176.4	3:05.197	10 - 30.597 184.3	1:49.063	35.899 178.2	2:55.559
4 -	30.958 203.0	1:50.388	36.725 177.3	2:58.071	11 - 30.778 175.3	1:48.297	35.655 178.8	2:54.730
5 -	30.847 199.6	1:50.382	36.369 177.0	2:57.598	12 - 30.013 192.5	1:46.644	36.062 180.9	2:52.719
6 -	30.933 189.8	1:50.377	36.794 179.1	2:58.104	13 - 30.389 181.8	1:48.704	35.687 177.6	2:54.780
7 -	31.250 193.5	1:50.815	36.038 177.9	2:58.103	14 - 30.148 201.8	1:51.999	36.032 178.8	2:58.179

**35th Macau Motorcycle Grand Prix
SECTOR ANALYSIS - 1st QUALIFYING**

(contd.)

69	James DAWSON		GBR		Honda - James Dawson						
1	5:01.077	126.0	2:42.312	177.6	X:00.000	7 - 30.970	213.0	1:48.878	34.962	181.5	2:54.810
2	32.291	200.7	2:36.685		3:08.976P	8 - 30.617	201.1	1:48.929	34.874	178.5	2:54.420
3	2:15.377	206.8	2:23.967	182.4	4:39.344	9 - 30.449	208.0	1:48.691	36.041	182.7	2:55.181
4	31.364	1:48.177	35.186	182.7	2:54.727	10 - 31.000	201.4	1:48.682	35.095	181.5	2:54.777
5	30.543	218.1	35.296	181.5	2:53.047	11 - 30.491	220.4	1:49.677	46.959		3:07.127P
6	30.568	214.7	35.611	164.3	2:55.632						
77	Ryan FARQUHAR		GBR		Yamaha - McAdoo Racing						
1	5:00.619	117.3	2:36.642	202.6	X:00.000	6 - 27.810	229.2	1:41.126	32.662	203.3	2:41.598
2	27.905	214.7	2:20.043	189.1	2:47.948	7 - 27.708	214.7	1:45.071	48.193		3:00.972P
3	27.773	205.7	2:19.640	205.7	2:47.413	8 - 9:41.068	182.4	1:44.886	33.550	202.6	X:00.000
4	27.524	231.2	33.993	203.0	2:44.749	9 - 27.000	230.7	1:41.336	33.001	202.6	2:41.337
5	27.410	218.1	33.246	201.4	2:44.665	10 - 26.877	213.4	1:41.496	32.521	204.1	2:40.894
81	HUANG Shi Zhao		CHN		Yamaha - China Yingang Racing						
1	5:13.857	167.7	2:37.921	180.6	X:00.000	7 - 1:54.786	202.6	1:48.032	34.808		4:17.626
2	31.339	190.1	2:24.575	184.6	2:55.914	8 - 29.973	203.3	1:45.106	34.440	188.1	2:49.519
3	29.779	206.1	2:21.727	185.8	2:51.506	9 - 29.400	212.1	1:44.614	34.739	185.8	2:48.753
4	30.132	203.7	34.700	185.8	2:50.953	10 - 30.187	177.3	1:46.114	45.804		3:02.105P
5	30.125	180.3	34.971	185.8	2:50.593	11 - 2:49.238	207.6	1:47.403	34.866	186.5	X:00.000
6	30.663	200.3	47.444		3:03.149P	12 - 30.163	213.0	1:44.953	34.888	186.2	2:50.004
82	Cameron DONALD		AUS		Yamaha - China Yingang Racing						
1	5:02.930	153.6	2:40.825	180.3	X:00.000	8 - 29.237	225.9	1:40.169	33.471	187.8	2:42.877
2	32.317	201.4	2:26.569	180.9	2:58.886	9 - 28.549	227.3	1:42.767	33.547	188.4	2:44.863
3	31.076	205.3	2:19.179		2:50.255	10 - 28.404	230.7	1:51.718	53.482		3:13.604P
4	29.265	230.7	33.475	188.1	2:44.136	11 - 2:05.809	133.4	1:52.488	34.517	187.5	4:32.814
5	28.879	225.0	34.241	186.8	2:46.868	12 - 28.708	232.2	1:40.783	33.160	189.4	2:42.651
6	28.752	227.3	34.362	187.1	2:44.781	13 - 28.770	219.5	1:40.176	33.341	189.4	2:42.287
7	28.755	225.9	34.130		2:44.395	14 - 28.414	230.7	1:38.711	32.902	189.8	2:40.027
91	Denny MASCARENHAS		POR		Suzuki - Denny Mascarenhas						
1	4:45.158	183.0	2:36.495	189.8	X:00.000	7 - 29.888	230.2	1:45.906	33.622	199.6	2:49.416
2	30.805	187.8	2:28.859	195.6	2:59.664	8 - 28.371	222.2	1:45.127	33.384	199.6	2:46.882
3	29.275	205.3	2:24.227	196.3	2:53.502	9 - 27.965	218.1	1:46.295	47.349		3:01.609P
4	28.771	208.4	34.364	198.5	2:50.460	10 - 4:58.378	193.8	1:48.732	33.737	196.3	X:00.000
5	29.989	210.1	47.035		3:04.797P	11 - 28.089	231.2	1:46.721	33.817	192.8	2:48.627
6	2:31.340	221.7	33.963	198.1	4:55.822	12 - 28.299	223.1	1:46.498	33.816	191.4	2:48.613
92	Joao FERNANDES		POR		Honda - Joao Fernandes						
1			181.2		X:00.000	8 - 29.880	196.3	1:44.962	34.716	185.8	2:49.558
2	31.081	190.4	2:27.859	183.3	2:58.940	9 - 29.720	218.6	1:45.959	36.096	186.5	2:51.775
3	30.936	192.1	2:24.862	184.3	2:55.798	10 - 29.257	233.7	1:44.354	34.672	187.5	2:48.283
4	30.232	210.5	36.484	184.9	2:54.594	11 - 29.854	169.2	2:09.028	1:02.538		3:41.420P
5	30.065	229.7	35.995	185.5	2:53.380	12 - 2:38.097	208.4	1:52.882	35.041	185.8	X:00.000
6	29.731	213.0	35.072	184.6	2:50.368	13 - 29.589	220.8	1:44.563	34.633	183.3	2:48.785
7	29.578	220.4	34.729	187.1	2:49.815						

35th Macau Motorcycle Grand Prix

BEST SECTOR TIMES


SECTOR 1				SECTOR 2				SECTOR 3				IDEAL / BEST COMPARISON			
POS	NO	NAME	TIME	NO	NAME	TIME	NO	NAME	TIME	POS	NO	NAME	IDEAL	BEST	DIFF
1	4	MCGUINNESS	25.570	4	MCGUINNESS	1:34.586	4	MCGUINNESS	31.093	1	4	MCGUINNESS	2:31.249	2:31.607	0.358
2	2	JEFFERIES	25.793	2	JEFFERIES	1:35.830	8	BENNETT	31.401	2	2	JEFFERIES	2:33.274	2:33.693	0.419
3	6	BARTH	26.258	8	BENNETT	1:36.566	2	JEFFERIES	31.651	3	8	BENNETT	2:34.472	2:34.472	0.000
4	7	DUFFUS	26.459	6	BARTH	1:37.361	24	MILLER	31.960	4	6	BARTH	2:35.724	2:36.113	0.389
5	8	BENNETT	26.505	7	DUFFUS	1:38.023	20	PATTERSON	32.053	5	7	DUFFUS	2:36.754	2:36.769	0.015
6	14	ARCHIBALD	26.630	17	MORRISON	1:38.369	17	MORRISON	32.074	6	17	MORRISON	2:37.472	2:37.489	0.017
7	19	HEIDGER	26.685	33	HINTERREITER	1:38.588	6	BARTH	32.105	7	20	PATTERSON	2:37.573	2:38.254	0.681
8	3	HASKOVEC	26.865	20	PATTERSON	1:38.632	19	HEIDGER	32.107	8	33	HINTERREITER	2:37.918	2:38.214	0.296
9	77	FARQUHAR	26.877	82	DONALD	1:38.711	18	KELLENBERGE	32.176	9	18	KELLENBERGE	2:38.053	2:38.436	0.383
10	20	PATTERSON	26.888	18	KELLENBERGE	1:38.980	7	DUFFUS	32.272	10	24	MILLER	2:38.700	2:39.131	0.431
11	18	KELLENBERGE	26.897	5	SCOTT	1:39.215	33	HINTERREITER	32.290	11	19	HEIDGER	2:38.778	2:39.187	0.409
12	22	SMITH	26.911	22	SMITH	1:39.314	77	FARQUHAR	32.521	12	22	SMITH	2:38.818	2:38.898	0.080
13	5	SCOTT	27.004	11	LOUGHER	1:39.519	11	LOUGHER	32.574	13	5	SCOTT	2:38.898	2:39.201	0.303
14	17	MORRISON	27.029	24	MILLER	1:39.684	22	SMITH	32.593	14	11	LOUGHER	2:39.226	2:39.795	0.569
15	33	HINTERREITER	27.040	14	ARCHIBALD	1:39.940	5	SCOTT	32.679	15	14	ARCHIBALD	2:39.256	2:39.256	0.000
16	24	MILLER	27.056	3	HASKOVEC	1:39.965	14	ARCHIBALD	32.686	16	3	HASKOVEC	2:39.547	2:39.581	0.034
17	11	LOUGHER	27.133	19	HEIDGER	1:39.986	3	HASKOVEC	32.717	17	82	DONALD	2:40.017	2:40.027	0.010
18	23	ALLAN	27.510	42	JERZENBECK	1:40.189	42	JERZENBECK	32.825	18	77	FARQUHAR	2:40.524	2:40.894	0.370
19	42	JERZENBECK	27.525	77	FARQUHAR	1:41.126	82	DONALD	32.902	19	42	JERZENBECK	2:40.539	2:40.960	0.421
20	15	DAVIES	27.640	40	OCHSENREITE	1:41.304	23	ALLAN	32.929	20	15	DAVIES	2:42.769	2:42.890	0.121
21	91	MASCARENHA	27.965	15	DAVIES	1:41.327	10	ASHTON	33.182	21	10	ASHTON	2:43.259	2:43.510	0.251
22	10	ASHTON	27.989	32	LAW Hong	1:41.608	91	MASCARENHA	33.384	22	40	OCHSENREITE	2:43.432	2:43.432	0.000
23	25	JENNINGS	28.116	10	ASHTON	1:42.088	38	TAKEYAMA	33.613	23	32	LAW Hong	2:44.299	2:44.752	0.453
24	38	TAKEYAMA	28.349	38	TAKEYAMA	1:42.449	40	OCHSENREITE	33.745	24	38	TAKEYAMA	2:44.411	2:44.752	0.341
25	40	OCHSENREITE	28.383	23	ALLAN	1:44.137	15	DAVIES	33.802	25	23	ALLAN	2:44.576	2:45.009	0.433
26	82	DONALD	28.404	92	FERNANDES	1:44.354	32	LAW Hong	33.808	26	91	MASCARENHA	2:46.476	2:46.882	0.406
27	37	CHIA Tuck	28.488	81	HUANG Shi	1:44.614	21	RAMSAY	34.072	27	37	CHIA Tuck	2:48.060	2:48.060	0.000
28	9	MARTINEZ	28.625	37	CHIA Tuck	1:44.836	9	MARTINEZ	34.082	28	92	FERNANDES	2:48.244	2:48.283	0.039
29	32	LAW Hong	28.883	91	MASCARENHA	1:45.127	31	HENDRIYANSY	34.197	29	81	HUANG Shi	2:48.454	2:48.753	0.299
30	92	FERNANDES	29.257	21	RAMSAY	1:45.134	81	HUANG Shi	34.440	30	21	RAMSAY	2:48.579	2:48.579	0.000
31	21	RAMSAY	29.373	31	HENDRIYANSY	1:45.270	92	FERNANDES	34.633	31	9	MARTINEZ	2:48.760	2:48.979	0.219
32	81	HUANG Shi	29.400	30	SOU Se Hong	1:45.674	36	TAI Seng Koo	34.654	32	31	HENDRIYANSY	2:48.947	2:48.664	0.283
33	31	HENDRIYANSY	29.480	9	MARTINEZ	1:46.053	37	CHIA Tuck	34.736	33	30	SOU Se Hong	2:51.389	2:53.217	1.828
34	36	TAI Seng Koo	29.988	68	LEE	1:46.644	69	DAWSON	34.874	34	36	TAI Seng Koo	2:52.143	2:52.143	0.000
35	68	LEE	30.013	69	DAWSON	1:47.208	30	SOU Se Hong	35.184	35	68	LEE	2:52.312	2:52.719	0.407
36	69	DAWSON	30.449	36	TAI Seng Koo	1:47.501	68	LEE	35.655	36	69	DAWSON	2:52.531	2:53.047	0.516
37	30	SOU Se Hong	30.531	25	JENNINGS	1:50.515	63	VONG Tak King	38.372	37	25	JENNINGS	3:06.558	2:45.779	20.779
38	63	VONG Tak King	34.068	63	VONG Tak King	1:58.955	25	JENNINGS	47.927	38	63	VONG Tak King	3:11.395	3:11.757	0.362
												Perfect Lap	2:31.249		

Circuito Da Guia
 Circuit Length = 6.120 kilometre
 Start: 07:30 End: 08:10



35th Macau Motorcycle Grand Prix SPEED TRAP - 1st QUALIFYING - FINISH LINE

POS	NO	CL	NAME	NAT	ENTRY	KPH
1	11		Ian LOUGHER	GBR	Suzuki - TAS Suzuki GB	214.2
2	4		John MCGUINNESS	GBR	Honda - Honda Britain Paul Bird	213.4
3	2		David JEFFERIES	GBR	Yamaha - V & M Racing	213.0
4	3		Vincent HASKOVEC	USA	Suzuki - Attack Suzuki	211.3
5	24		Mark MILLER	USA	Suzuki - Attack Suzuki	210.1
6	42		Benny JERZENBECK	GER	Suzuki - Bender 4 Star Racing	209.7
7	8		Roger BENNETT	GBR	Ducati - Reve Red Bull Ducati	208.0
8	17		Brian MORRISON	GBR	Suzuki - BMR	207.6
9	14		Adrian ARCHIBALD	GBR	Honda - Red Bull Honda Racing	206.1
10	77		Ryan FARQUHAR	GBR	Yamaha - McAdoo Racing	205.7
11	33		Thomas HINTERREITER	AUT	Suzuki - Rubatto Racing	205.3
12	5		Gus SCOTT	GBR	Honda - Honda Britain Paul Bird	205.3
13	25		Pete JENNINGS	GBR	Suzuki - Derbi Motomax	204.9
14	18		Marcel KELLENBERGER	SUI	Kawasaki - Team Bolliger	204.1
15	6		Markus BARTH	GER	Suzuki - Team Suzuki Schafer	204.1
16	7		Iain DUFFUS	GBR	Suzuki - East Coast Superbikes	203.7
17	20		Alan PATTERSON	GBR	Honda - Team Millar	201.8
18	22		Ronnie SMITH	GBR	Suzuki - MSS Performance	201.4
19	19		Frank HEIDGER	GER	Yamaha - Team KFM Motorrader	200.7
20	23		Steve ALLAN	GBR	Suzuki - MSS Performance	200.7
21	10		Dean ASHTON	GBR	Suzuki - A.P.C. Racing	200.3
22	21		Callum RAMSAY	GBR	Suzuki - MSS Performance	200.3
23	91		Denny MASCARENHAS	POR	Suzuki - Denny Mascarenhas	199.6
24	40		Thomas OCHSENREITER	GER	Suzuki - Bridgestone Bikersprofi	194.9
25	9		Marco MARTINEZ	USA	Suzuki - Martinez Racing Team	194.5
26	15		Nigel DAVIES	GBR	Suzuki - Dragon Racing	192.1
27	82	S	Cameron DONALD	AUS	Yamaha - China Yingang Racing	189.8
28	38	S	Yusuke TAKEYAMA	JPN	Yamaha - Zong Shen Racing Team	188.8
29	81	S	HUANG Shi Zhao	CHN	Yamaha - China Yingang Racing	188.1
30	92	S	Joao FERNANDES	POR	Honda - Joao Fernandes	187.5
31	31	S	HENDRIYANSYAH	INA	Yamaha - Zong Shen Racing Team	186.8
32	36	S	TAI Seng Koo	MAS	Yamaha - Zong Shen Racing Team	185.8
33	37	S	CHIA Tuck Cheong	MAS	Yamaha - Zong Shen Racing Team	185.2
34	69		James DAWSON	GBR	Honda - James Dawson	182.7
35	32	S	LAW Hong Ching	HKG	Yamaha - Zong Shen Racing Team	182.4
36	68	S	David LEE	HKG	Yamaha - David Lee	180.9
37	63		VONG Tak King	MAC	Suzuki - Vong Tak King	177.0
38	30	S	SOU Se Hong	MAC	Yamaha - Zong Shen Racing Team	174.4



35th Macau Motorcycle Grand Prix SPEED TRAP - 1st QUALIFYING - SECTOR 1

(contd.)

POS	NO	CL	NAME	NAT	ENTRY	KPH
1	2		David JEFFERIES	GBR	Yamaha - V & M Racing	248.8
2	6		Markus BARTH	GER	Suzuki - Team Suzuki Schafer	248.8
3	22		Ronnie SMITH	GBR	Suzuki - MSS Performance	246.0
4	38	S	Yusuke TAKEYAMA	JPN	Yamaha - Zong Shen Racing Team	243.2
5	4		John MCGUINNESS	GBR	Honda - Honda Britain Paul Bird	242.1
6	7		Iain DUFFUS	GBR	Suzuki - East Coast Superbikes	242.1
7	24		Mark MILLER	USA	Suzuki - Attack Suzuki	242.1
8	33		Thomas HINTERREITER	AUT	Suzuki - Rubatto Racing	242.1
9	42		Benny JERZENBECK	GER	Suzuki - Bender 4 Star Racing	240.0
10	19		Frank HEIDGER	GER	Yamaha - Team KFM Motorrad	239.4
11	18		Marcel KELLENBERGER	SUI	Kawasaki - Team Bolliger	235.2
12	21		Callum RAMSAY	GBR	Suzuki - MSS Performance	234.7
13	92	S	Joao FERNANDES	POR	Honda - Joao Fernandes	233.7
14	23		Steve ALLAN	GBR	Suzuki - MSS Performance	233.7
15	8		Roger BENNETT	GBR	Ducati - Reve Red Bull Ducati	232.7
16	82	S	Cameron DONALD	AUS	Yamaha - China Yingang Racing	232.2
17	32	S	LAW Hong Ching	HKG	Yamaha - Zong Shen Racing Team	231.7
18	40		Thomas OCHSENREITER	GER	Suzuki - Bridgestone Bikersprofi	231.2
19	91		Denny MASCARENHAS	POR	Suzuki - Denny Mascarenhas	231.2
20	77		Ryan FARQUHAR	GBR	Yamaha - McAdoo Racing	231.2
21	5		Gus SCOTT	GBR	Honda - Honda Britain Paul Bird	230.7
22	11		Ian LOUGHER	GBR	Suzuki - TAS Suzuki GB	230.2
23	17		Brian MORRISON	GBR	Suzuki - BMR	228.8
24	14		Adrian ARCHIBALD	GBR	Honda - Red Bull Honda Racing	226.8
25	10		Dean ASHTON	GBR	Suzuki - A.P.C. Racing	225.4
26	25		Pete JENNINGS	GBR	Suzuki - Derbi Motomax	224.5
27	30	S	SOU Se Hong	MAC	Yamaha - Zong Shen Racing Team	224.5
28	3		Vincent HASKOVEC	USA	Suzuki - Attack Suzuki	221.3
29	69		James DAWSON	GBR	Honda - James Dawson	220.4
30	9		Marco MARTINEZ	USA	Suzuki - Martinez Racing Team	220.4
31	20		Alan PATTERSON	GBR	Honda - Team Millar	216.4
32	37	S	CHIA Tuck Cheong	MAS	Yamaha - Zong Shen Racing Team	214.7
33	81	S	HUANG Shi Zhao	CHN	Yamaha - China Yingang Racing	213.0
34	31	S	HENDRIYANSYAH	INA	Yamaha - Zong Shen Racing Team	212.1
35	15		Nigel DAVIES	GBR	Suzuki - Dragon Racing	207.6
36	68	S	David LEE	HKG	Yamaha - David Lee	203.0
37	36	S	TAI Seng Koo	MAS	Yamaha - Zong Shen Racing Team	203.0
38	63		VONG Tak King	MAC	Suzuki - Vong Tak King	156.2

BULLETIN TK042A

35th Macau Motorcycle Grand Prix COMBINED CLASSIFICATION

POS	NO	CL	NAME	NAT	ENTRY	FIRST		SECOND		GAP
						TIME	LAPS	S	TIME	
1	4		John MCGUINNESS	GBR	Honda - Honda Britain Paul Bird	2:31.607	10	2:28.850	11	
2	8		Roger BENNETT	GBR	Ducati - Reve Red Bull Ducati	2:34.472	9	2:32.450	9	3.60
3	2		David JEFFERIES	GBR	Yamaha - V & M Racing	2:33.693	7	2:33.059	4	4.20
4	17		Brian MORRISON	GBR	Suzuki - BMR	2:37.489	12	2:33.146	12	4.29
5	6		Markus BARTH	GER	Suzuki - Team Suzuki Schafer	2:36.113	10	2:33.938	9	5.08
6	7		Iain DUFFUS	GBR	Suzuki - East Coast Superbikes	2:36.769	14	2:34.318	12	5.46
7	24		Mark MILLER	USA	Suzuki - Attack Suzuki	2:39.131	11	2:35.101	15	6.25
8	33		Thomas HINTERREITER	AUT	Suzuki - Rubatto Racing	2:38.214	10	2:35.544	11	6.69
9	20		Alan PATTERSON	GBR	Honda - Team Millar	2:38.254	12	2:36.122	12	7.27
10	19		Frank HEIDGER	GER	Yamaha - Team KFM Motorrader	2:39.187	12	2:36.534	12	7.68
11	14		Adrian ARCHIBALD	GBR	Honda - Red Bull Honda Racing	2:39.256	12	2:36.971	12	8.12
12	22		Ronnie SMITH	GBR	Suzuki - MSS Performance	2:38.898	11	2:37.054	12	8.20
13	3		Vincent HASKOVEC	USA	Suzuki - Attack Suzuki	2:39.581	13	2:37.077	14	8.22
14	5		Gus SCOTT	GBR	Honda - Honda Britain Paul Bird	2:39.201	11	2:37.366	8	8.51
15	18		Marcel KELLENBERGER	SUI	Kawasaki - Team Bolliger	2:38.436	13	2:37.393	13	8.54
16	12		Jason GRIFFITHS	GBR	Yamaha - V & M Racing		0	2:38.147	8	9.29
17	77		Ryan FARQUHAR	GBR	Yamaha - McAdoo Racing	2:40.894	10	2:38.256	12	9.40
18	11		Ian LOUGHER	GBR	Suzuki - TAS Suzuki GB	2:39.795	12	2:38.325	4	9.47
19	15		Nigel DAVIES	GBR	Suzuki - Dragon Racing	2:42.890	12	2:38.726	13	9.87
20	82	S	Cameron DONALD	AUS	Yamaha - China Yingang Racing	2:40.027	14	2:39.341	10	10.49
21	23		Steve ALLAN	GBR	Suzuki - MSS Performance	2:45.009	13	2:39.672	13	10.82
22	10		Dean ASHTON	GBR	Suzuki - A.P.C. Racing	2:43.510	8	2:39.886	10	11.03
23	25		Pete JENNINGS	GBR	Suzuki - Derbi Motomax	2:45.779	4	2:40.021	13	11.17
24	40		Thomas OCHSENREITER	GER	Suzuki - Bridgestone Bikersprofi	2:43.432	11	2:40.319	13	11.46
25	42		Benny JERZENBECK	GER	Suzuki - Bender 4 Star Racing	2:40.960	12	2:42.405	12	12.11
26	38	S	Yusuke TAKEYAMA	JPN	Yamaha - Zong Shen Racing Team	2:44.752	12	2:41.329	12	12.47
27	91		Denny MASCARENHAS	POR	Suzuki - Denny Mascarenhas	2:46.882	12	2:42.032	14	13.18
28	37	S	CHIA Tuck Cheong	MAS	Yamaha - Zong Shen Racing Team	2:48.060	10	2:42.626	12	13.77
29	32	S	LAW Hong Ching	HKG	Yamaha - Zong Shen Racing Team	2:44.752	13	2:43.224	8	14.37
30	92	S	Joao FERNANDES	POR	Honda - Joao Fernandes	2:48.283	13	2:44.609	11	15.75
31	81	S	HUANG Shi Zhao	CHN	Yamaha - China Yingang Racing	2:48.753	12	2:44.664	13	15.81
32	31	S	HENDRIYANSYAH	INA	Yamaha - Zong Shen Racing Team	2:48.664	10	2:47.217	10	18.36
33	30	S	SOU Se Hong	MAC	Yamaha - Zong Shen Racing Team	2:53.217	14	2:47.504	13	18.65
34	36	S	TAI Seng Koo	MAS	Yamaha - Zong Shen Racing Team	2:52.143	10	2:50.375	5	21.52
35	68	S	David LEE	HKG	Yamaha - David Lee	2:52.719	14	2:50.566	12	21.71

QUALIFICATION MAXIMA - 2:43.735 & 2:55.275

9	Marco MARTINEZ	USA	Suzuki - Martinez Racing Team	2:48.979	10	2:44.134	14	15.28
21	Callum RAMSAY	GBR	Suzuki - MSS Performance	2:48.579	11	2:46.007	11	17.15
69	James DAWSON	GBR	Honda - James Dawson	2:53.047	11	2:49.131	14	20.28
63	VONG Tak King	MAC	Suzuki - Vong Tak King	3:11.757	9	3:09.383	8	40.53

Weather / Track : Sunny / Dry

Circuito Da Guia
Circuit Length = 6.1200 km.
Start: 09:30 End: 10:10

Clerk of Course:	Stewards:	Timekeeper:
------------------	-----------	-------------



35th Macau Motorcycle Grand Prix CLASSIFICATION - 2nd QUALIFYING

POS	NO	CL	NAME	NAT	ENTRY	TIME	LAPS	GAP	KPH
1	4		John MCGUINNESS	GBR	Honda - Honda Britain Paul Bird	2:28.850	11		148.01
2	8		Roger BENNETT	GBR	Ducati - Reve Red Bull Ducati	2:32.450	9	3.600	144.52
3	2		David JEFFERIES	GBR	Yamaha - V & M Racing	2:33.059	4	4.209	143.94
4	17		Brian MORRISON	GBR	Suzuki - BMR	2:33.146	12	4.296	143.86
5	6		Markus BARTH	GER	Suzuki - Team Suzuki Schafer	2:33.938	9	5.088	143.12
6	7		Iain DUFFUS	GBR	Suzuki - East Coast Superbikes	2:34.318	12	5.468	142.77
7	24		Mark MILLER	USA	Suzuki - Attack Suzuki	2:35.101	15	6.251	142.04
8	33		Thomas HINTERREITER	AUT	Suzuki - Rubatto Racing	2:35.544	11	6.694	141.64
9	20		Alan PATTERSON	GBR	Honda - Team Millar	2:36.122	12	7.272	141.12
10	19		Frank HEIDGER	GER	Yamaha - Team KFM Motorrader	2:36.534	12	7.684	140.74
11	14		Adrian ARCHIBALD	GBR	Honda - Red Bull Honda Racing	2:36.971	12	8.121	140.35
12	22		Ronnie SMITH	GBR	Suzuki - MSS Performance	2:37.054	12	8.204	140.28
13	3		Vincent HASKOVEC	USA	Suzuki - Attack Suzuki	2:37.077	14	8.227	140.26
14	5		Gus SCOTT	GBR	Honda - Honda Britain Paul Bird	2:37.366	8	8.516	140.00
15	18		Marcel KELLENBERGER	SUI	Kawasaki - Team Bolliger	2:37.393	13	8.543	139.98
16	12		Jason GRIFFITHS	GBR	Yamaha - V & M Racing	2:38.147	8	9.297	139.31
17	77		Ryan FARQUHAR	GBR	Yamaha - McAdoo Racing	2:38.256	12	9.406	139.21
18	11		Ian LOUGHER	GBR	Suzuki - TAS Suzuki GB	2:38.325	4	9.475	139.15
19	15		Nigel DAVIES	GBR	Suzuki - Dragon Racing	2:38.726	13	9.876	138.80
20	82	S	Cameron DONALD	AUS	Yamaha - China Yingang Racing	2:39.341	10	10.491	138.26
21	23		Steve ALLAN	GBR	Suzuki - MSS Performance	2:39.672	13	10.822	137.98
22	10		Dean ASHTON	GBR	Suzuki - A.P.C. Racing	2:39.886	10	11.036	137.79
23	25		Pete JENNINGS	GBR	Suzuki - Derbi Motomax	2:40.021	13	11.171	137.68
24	40		Thomas OCHSENREITER	GER	Suzuki - Bridgestone Bikersprofi	2:40.319	13	11.469	137.42
25	38	S	Yusuke TAKEYAMA	JPN	Yamaha - Zong Shen Racing Team	2:41.329	12	12.479	136.56
26	91		Denny MASCARENHAS	POR	Suzuki - Denny Mascarenhas	2:42.032	14	13.182	135.97
27	42		Benny JERZENBECK	GER	Suzuki - Bender 4 Star Racing	2:42.405	12	13.555	135.66
28	37	S	CHIA Tuck Cheong	MAS	Yamaha - Zong Shen Racing Team	2:42.626	12	13.776	135.47
29	32	S	LAW Hong Ching	HKG	Yamaha - Zong Shen Racing Team	2:43.224	8	14.374	134.98
30	9		Marco MARTINEZ	USA	Suzuki - Martinez Racing Team	2:44.134	14	15.284	134.23
31	92	S	Joao FERNANDES	POR	Honda - Joao Fernandes	2:44.609	11	15.759	133.84
32	81	S	HUANG Shi Zhao	CHN	Yamaha - China Yingang Racing	2:44.664	13	15.814	133.80
33	21		Callum RAMSAY	GBR	Suzuki - MSS Performance	2:46.007	11	17.157	132.71
34	31	S	HENDRIYANSYAH	INA	Yamaha - Zong Shen Racing Team	2:47.217	10	18.367	131.75
35	30	S	SOU Se Hong	MAC	Yamaha - Zong Shen Racing Team	2:47.504	13	18.654	131.53
36	69		James DAWSON	GBR	Honda - James Dawson	2:49.131	14	20.281	130.26
37	36	S	TAI Seng Koo	MAS	Yamaha - Zong Shen Racing Team	2:50.375	5	21.525	129.31
38	68	S	David LEE	HKG	Yamaha - David Lee	2:50.566	12	21.716	129.17
39	63		VONG Tak King	MAC	Suzuki - Vong Tak King	3:09.383	8	40.533	116.33

Weather / Track : Sunny / Dry

MST Sports Timing

 Circuito Da Guia
 Circuit Length = 6.1200 km.
 Start: 09:30 End: 10:10

Clerk of Course	Stewards	Timekeeper
-----------------	----------	------------

**35th Macau Motorcycle Grand Prix
SECTOR ANALYSIS - 2nd QUALIFYING**

2	David JEFFERIES		GBR		Yamaha - V & M Racing				
1	X:00.000 209.7	1:40.134	32.052 212.7	X:00.000	3	25.542 226.8	1:36.281	31.377 212.1	2:33.200
2	25.491 231.2	1:36.974	31.717 210.5	2:34.182	4	25.673 240.0	1:35.558	31.828 211.3	2:33.059
3	Vincent HASKOVEC		USA		Suzuki - Attack Suzuki				
1	X:00.000 185.8	1:53.945	35.995 203.3	X:00.000	8	26.638 225.9	1:38.878	32.680 214.2	2:38.196
2	29.375 206.8	1:43.085	34.091 212.1	2:46.551	9	26.603 230.2	1:39.751	32.427 214.7	2:38.781
3	28.311 225.0	1:41.224	36.407 210.9	2:45.942	10	26.621 218.1	1:39.880	32.879 211.7	2:39.380
4	26.862 219.9	1:44.143	34.849 213.4	2:45.854	11	27.146 213.8	1:39.109	32.569 213.4	2:38.824
5	26.554 231.2	1:38.230	32.803 213.8	2:37.587	12	26.594 230.7	1:38.257	32.400 206.1	2:37.251
6	26.776 226.4	1:39.115	32.724 212.5	2:38.615	13	26.667 216.8	1:38.241	32.169 213.8	2:37.077
7	26.269 230.7	1:38.818	32.384 205.7	2:37.471	14	26.312 222.2	1:39.870	32.244 213.4	2:38.426
4	John MCGUINNESS		GBR		Honda - Honda Britain Paul Bird				
1	X:00.000 221.7	1:43.531	33.141 183.3	X:00.000	7	26.054 232.2	1:40.956	47.344	2:54.354P
2	26.414 225.9	1:44.095	35.408 208.0	2:45.917	8	7:56.131 173.0	1:38.580	31.385 214.2	X:00.000
3	27.619 221.3	1:40.889	31.761 212.5	2:40.269	9	25.650 249.4	1:34.100	32.145	2:31.895
4	26.409 243.7	1:35.004	31.584 212.1	2:32.997	10	25.449 256.5	1:35.414	31.459 210.9	2:32.322
5	25.971 240.5	1:34.315	31.321 213.0	2:31.607	11	25.423 250.5	1:32.580	30.847 211.7	2:28.850
6	25.679 244.8	1:34.029	31.281 213.4	2:30.989					
5	Gus SCOTT		GBR		Honda - Honda Britain Paul Bird				
1	X:00.000 217.7	1:43.727	33.190 201.4	X:00.000	5	4:00.101 215.1	1:49.561	44.046	X:00.000P
2	27.572 234.2	1:44.684	33.918 202.2	2:46.174	6	X:00.000 229.2	1:38.585	32.871 185.5	X:00.000
3	28.005 216.4	1:39.902	32.660 198.5	2:40.567	7	26.635 227.8	1:37.726	33.589 196.3	2:37.950
4	28.935 180.3	1:42.909	52.881	3:04.725P	8	26.809 223.1	1:37.711	32.846 175.3	2:37.366
6	Markus BARTH		GER		Suzuki - Team Suzuki Schafer				
1	X:00.000 193.5	1:44.386	33.348 201.4	X:00.000	6	26.011 253.5	1:47.917	33.615 200.3	2:47.543
2	26.440 244.8	1:37.861	32.126 203.3	2:36.427	7	26.134 252.9	1:37.344	41.654	2:45.132P
3	26.177 252.9	1:36.956	32.286 201.1	2:35.419	8	1:38.827 193.2	1:41.777	32.632 203.0	3:53.236
4	29.474 154.2	1:47.830	57.615	3:14.919P	9	26.076 247.1	1:36.040	31.822 205.7	2:33.938
5	9:43.783 232.7	1:40.990	32.162 203.0	X:00.000					
7	Iain DUFFUS		GBR		Suzuki - East Coast Superbikes				
1	X:00.000 198.1	1:48.657	33.749 201.4	X:00.000	7	26.476 227.8	1:42.515	32.720 204.1	2:41.711
2	27.089 235.2	1:39.834	32.726 204.9	2:39.649	8	26.290 243.2	1:37.727	31.877 204.9	2:35.894
3	26.794 245.4	1:37.991	32.134 205.7	2:36.919	9	26.201 244.8	1:40.445	32.172 206.8	2:38.818
4	27.805 216.8	1:40.758	33.150 205.7	2:41.713	10	26.390 251.7	1:37.124	31.935 205.3	2:35.449
5	26.471 251.7	1:37.096	32.083 208.0	2:35.650	11	26.285 254.1	1:36.134	31.899 209.7	2:34.318
6	26.552 249.4	1:43.348	33.285 203.0	2:43.185	12	26.295 219.0	1:42.237	34.501 187.5	2:43.033
8	Roger BENNETT		GBR		Ducati - Reve Red Bull Ducati				
1	X:00.000 153.4	1:45.353	32.050 204.5	X:00.000	6	26.339 224.5	1:34.732	31.379 208.8	2:32.450
2	26.188 241.6	1:35.508	31.199 212.5	2:32.895	7	26.242 234.7	1:38.570	31.950 208.8	2:36.762
3	27.747 252.9	1:39.739	44.744	2:52.230P	8	25.899 254.7	1:39.687	34.690 207.6	2:40.276
4	1:34.929 229.2	1:35.196	39.649	3:49.774P	9	26.163 239.4	1:35.748	31.817 210.1	2:33.728
5	X:00.000 187.8	1:39.199	32.614	X:00.000					

**35th Macau Motorcycle Grand Prix
SECTOR ANALYSIS - 2nd QUALIFYING**

(contd.)

9	Marco MARTINEZ		USA		Suzuki - Martinez Racing Team							
1	-X:00.000	172.5	1:54.353	35.706	195.2	X:00.000	8 - 28.272	203.0	1:43.215	33.675	194.9	2:45.162
2	- 29.111	201.8	1:44.147	33.646	193.5	2:46.904	9 - 28.087	213.0	1:43.284	33.543	193.8	2:44.914
3	- 28.434	216.0	1:43.336	34.046	196.3	2:45.816	10 - 28.045	207.2	1:43.932	34.029	197.0	2:46.006
4	- 28.241	209.3	1:43.759	33.804	197.8	2:45.804	11 - 28.120	217.7	1:43.424	33.353	197.4	2:44.897
5	- 27.869	231.7	1:43.090	33.504	194.5	2:44.463	12 - 27.973	209.7	1:43.330	33.314	198.1	2:44.617
6	- 28.028	212.1	1:43.050	33.358	197.8	2:44.436	13 - 28.013	211.7	1:42.649	33.472	197.8	2:44.134
7	- 27.930	223.1	1:43.456	33.968	194.9	2:45.354	14 - 27.994	215.1	1:45.825	33.411	196.3	2:47.230
10	Dean ASHTON		GBR		Suzuki - A.P.C. Racing							
1	-X:00.000	189.4	1:52.656	33.979	200.7	X:00.000	6 - 27.436	241.0	1:42.908	32.546	203.7	2:42.890
2	- 28.384	223.1	1:43.563	32.812	202.2	2:44.759	7 - 27.893	230.2	1:47.712	52.907		3:08.512P
3	- 27.978	228.3	1:41.201	33.867	200.7	2:43.046	8 -X:00.000	208.4	1:46.764	33.019	200.3	X:00.000
4	- 27.595	217.7	1:43.511	33.665	202.2	2:44.771	9 - 27.618	232.7	1:39.424	32.844	201.8	2:39.886
5	- 27.543	215.5	1:41.481	32.685	203.3	2:41.709	10 - 27.538	228.8	1:40.787	33.662	201.1	2:41.987
11	Ian LOUGHER		GBR		Suzuki - TAS Suzuki GB							
1	-X:00.000	210.1	1:42.273	33.066	210.9	X:00.000	3 - 27.038	219.5	1:38.609	32.678	211.7	2:38.325
2	- 27.015	232.7	1:39.058	33.700	210.5	2:39.773	4 - 28.337	207.2	1:42.785	33.282	211.7	2:44.404
12	Jason GRIFFITHS		GBR		Yamaha - V & M Racing							
1	-X:00.000		2:06.341	41.706	185.8	X:00.000	5 - 26.517	219.0	1:40.719	32.888	206.8	2:40.124
2	- 29.549	191.1	1:45.283	33.100	207.2	2:47.932	6 - 26.573	230.2	1:39.299	32.368	206.5	2:38.240
3	- 27.079	220.4	1:41.268	32.611	206.8	2:40.958	7 - 26.509	229.2	1:39.178	32.460	210.5	2:38.147
4	- 26.969	214.7	1:40.660	32.600	208.0	2:40.229	8 - 26.516	210.5	1:51.022	49.601		3:07.139P
14	Adrian ARCHIBALD		GBR		Honda - Red Bull Honda Racing							
1	-X:00.000	184.6	1:45.997	33.818	206.5	X:00.000	7 - 4:16.863	209.7	1:43.458	32.852	207.2	X:00.000
2	- 27.373	208.0	1:47.660	34.279	206.8	2:49.312	8 - 26.777	217.7	1:39.941	32.401	208.4	2:39.119
3	- 26.845	208.8	1:43.600	32.333	208.4	2:42.778	9 - 26.733	229.7	1:39.035	31.962	206.5	2:37.730
4	- 26.564	222.2	1:39.947	32.550	206.1	2:39.061	10 - 31.828	139.8	1:40.599	32.430	212.5	2:44.857
5	- 26.779	213.4	1:41.522	32.633	206.5	2:40.934	11 - 26.292	223.1	1:38.620	32.059	209.3	2:36.971
6	- 26.949	214.2	1:43.467	49.033		2:59.449P	12 - 26.886	217.7	2:41.446	49.245		3:57.577P
15	Nigel DAVIES		GBR		Suzuki - Dragon Racing							
1	-X:00.000	161.1	1:55.834	35.789	188.4	X:00.000	8 - 27.402	209.7	1:39.666	33.810	193.8	2:40.878
2	- 28.253	207.2	1:42.077	34.188	191.8	2:44.518	9 - 27.390	213.8	1:39.831	33.409	197.4	2:40.630
3	- 28.048		1:41.287	33.970		2:43.305	10 - 27.063	208.8	1:38.997	33.443	194.5	2:39.503
4	- 29.674	193.8	1:43.906	46.147		2:59.727P	11 - 27.122	219.9	1:38.911	33.129	199.6	2:39.162
5	-5:20.287	181.8	1:49.129	34.495	191.8	X:00.000	12 - 27.108	213.0	1:38.377	33.241	192.8	2:38.726
6	- 27.822	215.5	1:41.792	33.733	192.8	2:43.347	13 - 27.249	206.5	1:44.655	33.803	195.2	2:45.707
7	- 27.503	204.5	1:43.428	33.713	191.8	2:44.644						
17	Brian MORRISON		GBR		Suzuki - BMR							
1	-X:00.000	197.8	1:48.425	33.201	204.5	X:00.000	7 - 26.371	241.0	1:35.918	31.892	206.5	2:34.181
2	- 27.351	225.4	1:38.326	32.446	205.3	2:38.123	8 - 26.427	240.0	1:42.599	44.101		2:53.127P
3	- 26.663	227.3	1:38.589	32.293	207.2	2:37.545	9 - 1:57.721	209.3	1:46.877	32.267	197.0	4:16.865
4	- 26.453	231.2	1:40.448	45.548		2:52.449P	10 - 26.641	237.3	1:36.715	31.948	206.5	2:35.304
5	-4:38.951	167.4	1:46.169	32.814	205.3	X:00.000	11 - 26.541	240.5	1:36.154	31.873	206.8	2:34.568
6	- 27.086	221.7	1:38.875	32.072	206.8	2:38.033	12 - 26.228	242.1	1:35.415	31.503	206.8	2:33.146

**35th Macau Motorcycle Grand Prix
SECTOR ANALYSIS - 2nd QUALIFYING**

(contd.)

18	Marcel KELLENBERGER		SUI		Kawasaki - Team Bolliger							
1	X:00.000	208.0	1:44.921	34.487	198.1	X:00.000	8 - 26.713	231.2	1:38.643	32.447	203.0	2:37.803
2	26.718	230.2	1:40.665	32.717	200.0	2:40.100	9 - 26.672	238.4	1:38.960	41.122		2:46.754P
3	26.812	230.7	1:38.136	32.539	202.2	2:37.487	10 - 2:49.105	162.6	1:42.298	32.816	202.6	X:00.000
4	26.804	223.6	1:39.720	32.842	202.2	2:39.366	11 - 26.799	231.2	1:38.580	32.475	203.7	2:37.854
5	26.642	231.2	1:41.290	33.067	201.8	2:40.999	12 - 26.749	228.8	1:38.363	32.359	200.7	2:37.471
6	26.671	229.7	1:38.172	32.550	201.8	2:37.393	13 - 26.505	237.8	1:39.341	32.419	201.1	2:38.265
7	27.009	226.4	1:43.156	33.066	202.6	2:43.231						
19	Frank HEIDGER		GER		Yamaha - Team KFM Motorrad							
1	X:00.000	122.0	1:55.722	34.738	179.1	X:00.000	7 - 7:05.538	199.2	1:42.156	32.428	201.1	X:00.000
2	28.591	232.7	1:44.359	33.125	198.8	2:46.075	8 - 26.581	230.2	1:37.659	32.294	200.0	2:36.534
3	27.036	220.4	1:42.282	33.560	201.4	2:42.878	9 - 26.567	238.4	1:43.759	37.143	201.1	2:47.469
4	26.877	227.8	1:39.051	32.699	199.2	2:38.627	10 - 26.812	220.4	1:38.944	32.242	200.7	2:37.998
5	27.244	232.2	1:39.153	33.368	196.0	2:39.765	11 - 26.477	230.2	1:39.936	44.256	203.0	2:50.669
6	27.108	234.7	1:45.471	44.384		2:56.963P	12 - 26.782	225.0	1:38.162	32.300	200.0	2:37.244
20	Alan PATTERSON		GBR		Honda - Team Millar							
1	X:00.000	171.9	2:00.594	36.703	193.5	X:00.000	7 - 26.828	212.5	1:48.575	50.283		3:05.686P
2	28.108	231.7	1:57.812	34.613	171.4	3:00.533	8 - 4:23.226	117.6	1:54.540	33.008	201.1	X:00.000
3	32.004	201.8	1:43.480	33.082	193.5	2:48.566	9 - 26.939	220.4	1:42.074	34.267	200.7	2:43.280
4	27.612		1:40.413	32.718	198.1	2:40.743	10 - 26.629	227.3	1:37.464	32.401	199.6	2:36.494
5	26.655	230.7	1:37.783	33.321	191.8	2:37.759	11 - 26.906	228.8	1:37.764	32.322	202.6	2:36.992
6	32.455	147.7	1:53.050	33.966	204.1	2:59.471	12 - 26.569	221.3	1:37.421	32.132	198.5	2:36.122
21	Callum RAMSAY		GBR		Suzuki - MSS Performance							
1	X:00.000	183.9	1:49.786	34.618	196.7	X:00.000	7 - 29.695	220.4	1:47.109	45.999		3:02.803P
2	28.968	229.7	1:43.270	33.769	201.8	2:46.007	8 - 2:24.163	207.6	1:44.851	34.268	203.0	4:43.282
3	29.547		1:44.901	46.508		3:00.956P	9 - 28.916	230.2	1:45.883	34.780	198.1	2:49.579
4	2:33.259	172.5	1:44.858	33.851	201.4	4:51.968	10 - 29.301	224.0	1:44.908	34.280	203.7	2:48.489
5	29.609	216.4	1:45.218	46.014		3:00.841P	11 - 29.416	219.5	1:44.267	34.075	202.6	2:47.758
6	5:06.958	213.4	1:45.813	34.417	200.7	X:00.000						
22	Ronnie SMITH		GBR		Suzuki - MSS Performance							
1	X:00.000	169.2	1:49.188	35.067	191.8	X:00.000	7 - 26.663	231.2	1:38.102	32.966	200.7	2:37.731
2	27.417	213.0	1:42.048	33.808	200.7	2:43.273	8 - 27.082	248.8	1:46.635	46.403		3:00.120P
3	27.331	225.9	1:51.425	33.148	201.1	2:51.904	9 - 6:12.923	207.2	1:40.809	34.225	198.1	X:00.000
4	26.781	210.9	1:44.151	48.633		2:59.565P	10 - 26.562	230.7	1:37.799	32.693	200.7	2:37.054
5	2:25.479	207.2	1:39.610	33.225	199.2	4:38.314	11 - 26.389	213.8	1:49.063	36.805	199.2	2:52.257
6	27.139	229.7	1:38.094	32.762	201.4	2:37.995	12 - 26.718	230.2	1:38.383	32.404	202.2	2:37.505
23	Steve ALLAN		GBR		Suzuki - MSS Performance							
1	X:00.000		1:49.452	34.904	198.5	X:00.000	8 - 27.130	235.8	1:46.438	33.467	200.3	2:47.035
2	27.566	225.4	1:42.659	33.344	203.0	2:43.569	9 - 27.042	232.7	1:40.434	32.913	203.3	2:40.389
3	27.348	225.9	1:42.778	33.141	202.2	2:43.267	10 - 26.838	233.7	1:42.515	33.059	202.2	2:42.412
4	26.839	234.7	1:40.227	33.656	195.2	2:40.722	11 - 26.710	240.5	1:41.802	33.424	203.0	2:41.936
5	27.261	230.2	1:42.721	46.659		2:56.641P	12 - 26.945	241.6	1:42.353	33.619	202.2	2:42.917
6	3:50.041	201.1	1:46.789	34.141	198.8	X:00.000	13 - 27.020	231.7	1:40.046	32.606	202.2	2:39.672
7	27.365	232.2	1:41.522	33.658	201.8	2:42.545						

**35th Macau Motorcycle Grand Prix
SECTOR ANALYSIS - 2nd QUALIFYING**

(contd.)

24	Mark MILLER		USA		Suzuki - Attack Suzuki			
1	X:00.000 206.5	1:45.141	32.915 207.6	X:00.000	9 - 26.252 247.7	1:39.927	32.129 210.5	2:38.308
2	27.024 255.9	1:55.664	41.349	3:04.037P	10 - 26.199 238.9	1:39.284	31.969 212.1	2:37.452
3	1:33.586 237.8	1:38.927	31.971 211.7	3:44.484	11 - 26.028 235.8	1:37.974	31.832 208.8	2:35.834
4	26.412 229.7	1:39.514	32.169	2:38.095	12 - 25.856 236.8	1:37.542	31.703 211.3	2:35.101
5	26.867 245.4	1:37.387	32.001 206.1	2:36.255	13 - 26.257 240.0	1:37.026	32.021	2:35.304
6	26.508 250.0	1:48.566	32.631 208.4	2:47.705	14 - 26.597 233.2	1:37.660	31.448 213.0	2:35.705
7	26.460 249.4	1:38.045	31.797 210.9	2:36.302	15 - 26.685 227.3	1:37.720	31.895 205.7	2:36.300
8	26.411 245.4	1:37.335	31.582 212.1	2:35.328				
25	Pete JENNINGS		GBR		Suzuki - Derbi Motomax			
1	X:00.000 194.2	1:53.665	34.789 198.8	X:00.000	8 - 28.014 241.6	1:46.270	45.276	2:59.560P
2	28.659 216.8	1:46.460	33.425 205.3	2:48.544	9 - 5:33.786 203.3	1:48.437	33.196 203.7	X:00.000
3	27.995 204.1	1:45.624	33.676 201.8	2:47.295	10 - 27.779 231.2	1:45.598	33.212 204.9	2:46.589
4	28.244 220.8	1:43.685	32.955 203.7	2:44.884	11 - 27.469 226.4	1:42.603	32.743 204.9	2:42.815
5	27.710 202.2	1:45.198	33.539 203.0	2:46.447	12 - 27.120 216.8	1:41.532	32.383 204.1	2:41.035
6	27.897 208.4	1:44.360	32.838 203.3	2:45.095	13 - 26.879 232.2	1:40.786	32.356 204.9	2:40.021
7	27.691 227.3	1:41.483	32.716 203.0	2:41.890				
30	SOU Se Hong		MAC		Yamaha - Zong Shen Racing Team			
1	X:00.000 227.8	1:47.829	35.861 185.8	X:00.000	8 - 29.268 221.3	1:48.242	38.494 179.7	2:56.004
2	29.696 201.8	1:45.697	34.684 186.2	2:50.077	9 - 29.721 231.7	1:49.847	40.246 182.4	2:59.814
3	28.888 238.4	1:45.183	35.265 183.9	2:49.336	10 - 29.652 201.4	1:48.173	45.426	3:03.251P
4	30.028 220.8	1:46.456	35.274 185.5	2:51.758	11 - 1:23.007 222.2	1:46.195	34.412 185.5	3:43.614
5	29.353 201.8	1:45.833	35.141 187.8	2:50.327	12 - 29.023 237.3	1:44.233	34.248 186.5	2:47.504
6	28.974 224.0	1:44.478	34.597 185.2	2:48.049	13 - 29.058 215.1	1:45.281	34.616 184.9	2:48.955
7	30.390 222.6	1:46.068	34.691 186.5	2:51.149				
31	HENDRIYANSYAH		INA		Yamaha - Zong Shen Racing Team			
1	X:00.000 206.5	1:50.134	35.053 183.6	X:00.000	6 - 29.737 201.4	2:03.954	55.568	3:29.259P
2	30.433 205.7	1:48.492	34.916 187.1	2:53.841	7 - 2:53.423 201.4	1:46.332	35.505 180.0	X:00.000
3	30.071 191.1	2:37.262	54.035	4:01.368P	8 - 29.770 205.7	1:43.092	34.355 184.9	2:47.217
4	7:22.946 163.6	1:53.678	34.681 188.1	X:00.000	9 - 29.376 196.3	1:56.038	40.513 182.4	3:05.927
5	29.736 201.8	1:43.904	34.289 186.2	2:47.929	10 - 31.152 176.7	1:56.754	38.636 142.2	3:06.542
32	LAW Hong Ching		HKG		Yamaha - Zong Shen Racing Team			
1	X:00.000 212.1	1:46.556	35.683 181.5	X:00.000	5 - 31.977 160.0	1:44.382	51.273	3:07.632P
2	29.538 218.6	1:44.919	35.711 180.3	2:50.168	6 - 2:42.390 189.1	1:42.364	33.888 183.9	4:58.642
3	29.571 225.9	1:43.445	35.370 181.5	2:48.386	7 - 28.866 221.7	1:40.518	33.840 183.9	2:43.224
4	29.538	1:47.633	34.659 177.6	2:51.830	8 - 29.449 219.9	3:29.902	1:00.181	4:59.532P
33	Thomas HINTERREITER		AUT		Suzuki - Rubatto Racing			
1	X:00.000 189.8	1:43.541	32.919 203.0	X:00.000	7 - 6:46.573	1:46.401	32.602 206.1	X:00.000
2	27.784 231.7	1:42.029	33.150 202.6	2:42.963	8 - 27.267 229.2	1:36.903	39.552	2:43.722P
3	27.448 233.2	1:38.430	32.969 205.7	2:38.847	9 - 1:50.901 230.7	1:38.137	32.149 206.5	4:01.187
4	27.094 243.7	1:37.097	32.516 204.9	2:36.707	10 - 26.886 247.7	1:36.458	32.447 204.5	2:35.791
5	26.945 235.2	1:36.581	32.018 205.3	2:35.544	11 - 26.905 236.3	1:36.969	32.307 204.9	2:36.181
6	27.422 229.7	1:43.052	47.118	2:57.592P				

**35th Macau Motorcycle Grand Prix
SECTOR ANALYSIS - 2nd QUALIFYING**

(contd.)

36	TAI Seng Koo			MAS	Yamaha - Zong Shen Racing Team				
1 -	X:00.000 191.8	1:50.758	34.954 182.4	X:00.000	4 -	29.971 200.0	1:46.026	34.603 186.2	2:50.600
2 -	30.143 191.4	1:47.101	34.786 185.8	2:52.030	5 -	31.142 178.8	1:58.092	53.841	3:23.075P
3 -	30.344 189.1	1:45.593	34.438 186.2	2:50.375					
37	CHIA Tuck Cheong			MAS	Yamaha - Zong Shen Racing Team				
1 -	X:00.000 224.5	1:47.909	35.165 185.2	X:00.000	7 -	29.769 216.0	1:42.322	33.826 188.4	2:45.917
2 -	28.693 240.0	1:47.565	34.182 184.9	2:50.440	8 -	28.039 210.5	1:41.539	33.944 186.5	2:43.522
3 -	28.160 221.7	1:43.155	33.653 189.8	2:44.968	9 -	28.145 221.7	1:45.403	50.845	3:04.393P
4 -	28.735 207.2	1:45.524	34.144 187.5	2:48.403	10 -	8:23.210 210.5	1:47.524	35.006 181.5	X:00.000
5 -	28.216 208.0	1:42.150	33.881 185.5	2:44.247	11 -	28.211	1:42.213	34.916 171.9	2:45.340
6 -	28.239 217.7	1:45.064	34.582 177.9	2:47.885	12 -	28.071 235.8	1:40.630	33.925 185.8	2:42.626
38	Yusuke TAKEYAMA			JPN	Yamaha - Zong Shen Racing Team				
1 -	X:00.000 197.8	1:52.434	48.862	X:00.000P	7 -	1:41.807 127.3	2:08.023	33.373 190.1	4:23.203
2 -	1:33.729 193.8	1:50.428	47.225	4:11.382P	8 -	28.794 222.6	1:39.824	33.450 191.1	2:42.068
3 -	2:12.266 115.3	2:02.369	33.454 189.4	4:48.089	9 -	28.082 224.5	1:39.958	33.414 188.8	2:41.454
4 -	28.329 225.4	1:40.820	33.575 190.4	2:42.724	10 -	28.129 211.3	2:13.217	54.549	3:35.895P
5 -	28.355 224.0	1:40.527	33.516 191.1	2:42.398	11 -	1:35.669 172.5	1:43.867	33.372 189.4	3:52.908
6 -	28.367 225.9	1:45.753	54.518	3:08.638P	12 -	27.952 225.4	1:40.284	33.093 190.4	2:41.329
40	Thomas OCHSENREITER			GER	Suzuki - Bridgstone Bikersprofi				
1 -	X:00.000 150.4	1:55.779	36.276 186.8	X:00.000	8 -	27.881 218.6	1:40.331	33.403 196.7	2:41.615
2 -	29.168 206.1	1:42.561	33.926 192.5	2:45.655	9 -	27.745 219.0	1:40.021	33.383 197.0	2:41.149
3 -	28.155 219.9	1:40.537	33.590 196.3	2:42.282	10 -	27.335 241.0	1:40.770	33.565 194.5	2:41.670
4 -	27.971 228.8	1:41.070	33.852 198.5	2:42.893	11 -	27.652 219.5	1:39.965	33.754 195.2	2:41.371
5 -	27.959 216.0	1:43.216	33.793 197.8	2:44.968	12 -	27.737 225.0	1:39.923	33.366 197.4	2:41.026
6 -	27.786 203.7	1:43.127	42.329	2:53.242P	13 -	27.600 222.2	1:39.543	33.176 196.7	2:40.319
7 -	3:47.203 199.2	1:45.173	33.979 194.9	X:00.000					
42	Benny JERZENBECK			GER	Suzuki - Bender 4 Star Racing				
1 -	X:00.000 156.9	1:57.845	35.698 199.2	X:00.000	7 -	3:20.301 149.7	1:54.019	35.057 205.3	X:00.000
2 -	28.722 219.5	1:42.405	33.576 204.1	2:44.703	8 -	27.924 214.2	1:42.383	34.101 200.7	2:44.408
3 -	27.706 227.8	1:41.595	45.190	2:54.491P	9 -	27.710 224.5	1:43.654	33.607 207.6	2:44.971
4 -	1:54.696 183.9	1:47.452	34.035 206.8	4:16.183	10 -	27.284 239.4	1:41.311	33.810 206.8	2:42.405
5 -	27.969 227.3	1:42.424	33.945 206.5	2:44.338	11 -	27.680 216.0	1:42.437	33.641 205.3	2:43.758
6 -	27.710 240.0	1:50.518	44.235	3:02.463P	12 -	27.707 234.2	1:43.432	33.278 204.9	2:44.417
63	VONG Tak King			MAC	Suzuki - Vong Tak King				
1 -	X:00.000 148.7	2:03.229	40.879 165.8	X:00.000	5 -	34.124 145.7	1:57.904	38.680 180.3	3:10.708
2 -	35.244 147.1	2:04.226	39.953 177.6	3:19.423	6 -	33.166 153.8	1:58.231	38.964 175.3	3:10.361
3 -	34.824 147.5	1:59.005	38.805 179.1	3:12.634	7 -	33.895 156.0	1:58.284	37.851 174.4	3:10.030
4 -	33.636 148.3	1:57.416	38.331 170.3	3:09.383	8 -	33.253 152.5	2:14.962	1:02.221	3:50.436P
68	David LEE			HKG	Yamaha - David Lee				
1 -	X:00.000 189.1	1:53.040	35.845 177.6	X:00.000	7 -	29.892 207.2	1:45.655	35.019 181.2	2:50.566
2 -	30.556 192.8	1:47.444	35.831 179.4	2:53.831	8 -	29.671 200.0	1:45.933	35.272 181.5	2:50.876
3 -	31.157 199.6	1:47.238	37.238 175.6	2:55.633	9 -	29.371 208.8	1:48.957	35.279 181.2	2:53.607
4 -	30.300 203.0	1:47.754	35.473 180.6	2:53.527	10 -	29.566 201.8	1:47.481	35.418 182.1	2:52.465
5 -	30.411 182.1	1:46.390	35.788 181.8	2:52.589	11 -	30.034 212.5	1:47.090	35.468 181.8	2:52.592
6 -	30.305	1:46.907	35.495 182.1	2:52.707	12 -	29.658 195.2	1:48.365	52.734	3:10.757P

**35th Macau Motorcycle Grand Prix
SECTOR ANALYSIS - 2nd QUALIFYING**

(contd.)

69	James DAWSON		GBR		Honda - James Dawson							
1	X:00.000	212.1	1:55.940	36.570	188.1	X:00.000	8 - 29.931	213.0	1:45.640	34.654	187.5	2:50.225
2	30.126	222.6	1:49.538	35.070	185.8	2:54.734	9 - 29.441	225.4	1:46.615	35.574	185.5	2:51.630
3	29.964	212.1	1:46.959	35.677	188.4	2:52.600	10 - 29.417	226.4	1:47.499	34.437	185.2	2:51.353
4	30.122	227.8	1:45.962	35.151	186.8	2:51.235	11 - 29.308	221.3	1:45.357	34.479	187.1	2:49.144
5	29.523	217.7	1:45.726	34.420	185.8	2:49.669	12 - 29.315	213.0	1:45.281	34.535	183.9	2:49.131
6	30.040	212.1	1:46.149	34.530	185.2	2:50.719	13 - 29.588	223.6	1:47.952	34.757	186.2	2:52.297
7	29.778	222.6	1:47.203	35.441	184.6	2:52.422	14 - 29.380	231.2	1:46.353	34.977	185.8	2:50.710
77	Ryan FARQUHAR		GBR		Yamaha - McAdoo Racing							
1	X:00.000	196.7	1:48.624	33.249	204.5	X:00.000	7 - 26.756	233.7	1:39.331	32.538	206.1	2:38.625
2	27.276	233.7	1:41.842	32.906	204.9	2:42.024	8 - 27.025	224.0	1:38.791	32.440	204.9	2:38.256
3	27.071	237.8	1:42.429	33.504	199.6	2:43.004	9 - 30.706	175.6	1:58.940	47.443		3:17.089P
4	27.187	225.0	1:39.285	32.678	205.7	2:39.150	10 - 4:33.124	225.4	1:42.479	33.163	201.4	X:00.000
5	27.107	221.7	1:40.248	33.551	198.8	2:40.906	11 - 26.962	215.5	1:39.123	32.400	203.7	2:38.485
6	27.194	223.6	1:41.328	32.578	205.3	2:41.100	12 - 27.047	220.4	1:39.332	32.503	204.5	2:38.882
81	HUANG Shi Zhao		CHN		Yamaha - China Yingang Racing							
1	X:00.000		2:15.075	42.758	155.1	X:00.000	8 - 31.243	215.5	1:42.325	34.072	189.8	2:47.640
2	36.417	169.5	1:49.108	35.082	184.9	3:00.607	9 - 30.060	210.1	1:42.459	48.753		3:01.272P
3	29.651	221.3	1:41.905	34.260	186.8	2:45.816	10 - 3:05.350	217.7	1:43.038	34.271	188.8	X:00.000
4	29.518	227.8	1:41.859	34.171	189.4	2:45.548	11 - 29.376	234.7	1:41.112	34.176	188.8	2:44.664
5	29.579	215.5	1:42.604	34.474	189.1	2:46.657	12 - 29.115	222.2	1:42.896	34.908	189.1	2:46.919
6	30.467	211.7	1:43.464	34.370	188.8	2:48.301	13 - 28.996	228.3	1:47.300	35.191	187.5	2:51.487
7	30.623	199.6	1:42.316	34.341	188.4	2:47.280						
82	Cameron DONALD		AUS		Yamaha - China Yingang Racing							
1	X:00.000	151.6	1:50.718	35.316	185.8	X:00.000	6 - 28.044	234.2	1:38.439	33.223	190.8	2:39.706
2	29.249	228.8	1:41.546	47.181		2:57.976P	7 - 28.058	235.8	1:38.708	33.798	190.8	2:40.564
3	X:00.000	140.4	1:55.786	34.908	187.8	X:00.000	8 - 28.204	225.9	1:39.618	33.436	191.1	2:41.258
4	28.590	228.3	1:41.004	33.940	189.1	2:43.534	9 - 28.107	237.3	1:40.529	33.503	190.4	2:42.139
5	28.155	238.4	1:39.168	33.835	190.1	2:41.158	10 - 27.962	235.8	1:38.244	33.135	191.1	2:39.341
91	Denny MASCARENHAS		POR		Suzuki - Denny Mascarenhas							
1	X:00.000	206.8	1:49.105	33.865	193.5	X:00.000	8 - 27.706	242.1	1:50.490	34.158	198.8	2:52.354
2	28.497	236.8	1:45.646	33.301	202.2	2:47.444	9 - 27.508	244.3	1:43.598	33.511	198.1	2:44.617
3	27.620	241.6	1:45.526	33.766	199.6	2:46.912	10 - 27.580	242.6	1:42.082	33.312	198.1	2:42.974
4	27.790	235.2	1:45.666	33.897	183.9	2:47.353	11 - 27.915	242.1	1:43.720	33.990	197.4	2:45.625
5	27.906	252.3	1:44.399	33.957	189.1	2:46.262	12 - 28.091	247.1	1:43.912	33.304	203.0	2:45.307
6	28.449	254.1	1:43.792	47.744		2:59.985P	13 - 27.349	244.8	1:41.769	32.914	200.0	2:42.032
7	2:58.815	227.3	1:46.100	33.823	194.5	X:00.000	14 - 27.700	245.4	1:43.633	35.515		2:46.848
92	Joao FERNANDES		POR		Honda - Joao Fernandes							
1	X:00.000	179.1	1:58.131	35.685	184.6	X:00.000	7 - 2:51.972	214.7	1:52.287	35.070	186.8	X:00.000
2	29.887	209.3	1:50.778	34.896	187.5	2:55.561	8 - 29.139	218.6	1:42.146	34.239	187.1	2:45.524
3	30.257	224.5	1:45.832	36.463	186.5	2:52.552	9 - 28.899	222.2	1:41.798	33.912	187.1	2:44.609
4	29.252	223.1	1:44.368	34.686	187.1	2:48.306	10 - 28.919	225.4	1:42.021	34.486	187.5	2:45.426
5	29.182	219.9	1:43.589	34.605	186.8	2:47.376	11 - 28.730	211.3	1:57.436	43.157		3:09.323P
6	29.219	227.3	1:43.811	47.800		3:00.830P						

35th Macau Motorcycle Grand Prix

BEST SECTOR TIMES

SECTOR 1				SECTOR 2				SECTOR 3				IDEAL / BEST COMPARISON			
POS	NO	NAME	TIME	NO	NAME	TIME	NO	NAME	TIME	POS	NO	NAME	IDEAL	BEST	DIFF
1	4	MCGUINNESS	25.423	4	MCGUINNESS	1:32.580	4	MCGUINNESS	30.847	1	4	MCGUINNESS	2:28.850	2:28.850	0.000
2	2	JEFFERIES	25.491	8	BENNETT	1:34.732	8	BENNETT	31.199	2	8	BENNETT	2:31.830	2:32.450	0.620
3	24	MILLER	25.856	17	MORRISON	1:35.415	2	JEFFERIES	31.377	3	2	JEFFERIES	2:32.426	2:33.059	0.633
4	8	BENNETT	25.899	2	JEFFERIES	1:35.558	24	MILLER	31.448	4	17	MORRISON	2:33.146	2:33.146	0.000
5	6	BARTH	26.011	6	BARTH	1:36.040	17	MORRISON	31.503	5	6	BARTH	2:33.873	2:33.938	0.065
6	7	DUFFUS	26.201	7	DUFFUS	1:36.134	6	BARTH	31.822	6	7	DUFFUS	2:34.212	2:34.318	0.106
7	17	MORRISON	26.228	33	HINTERREITER	1:36.458	7	DUFFUS	31.877	7	24	MILLER	2:34.330	2:35.101	0.771
8	3	HASKOVEC	26.269	24	MILLER	1:37.026	14	ARCHIBALD	31.962	8	33	HINTERREITER	2:35.362	2:35.544	0.182
9	14	ARCHIBALD	26.292	20	PATTERSON	1:37.421	33	HINTERREITER	32.018	9	20	PATTERSON	2:36.122	2:36.122	0.000
10	22	SMITH	26.389	19	HEIDGER	1:37.659	20	PATTERSON	32.132	10	19	HEIDGER	2:36.378	2:36.534	0.156
11	19	HEIDGER	26.477	5	SCOTT	1:37.711	3	HASKOVEC	32.169	11	22	SMITH	2:36.592	2:37.054	0.462
12	18	KELLENBERGE	26.505	22	SMITH	1:37.799	19	HEIDGER	32.242	12	3	HASKOVEC	2:36.668	2:37.077	0.409
13	12	GRIFFITHS	26.509	18	KELLENBERGE	1:38.136	25	JENNINGS	32.356	13	14	ARCHIBALD	2:36.874	2:36.971	0.097
14	20	PATTERSON	26.569	3	HASKOVEC	1:38.230	18	KELLENBERGE	32.359	14	18	KELLENBERGE	2:37.000	2:37.393	0.393
15	5	SCOTT	26.635	82	DONALD	1:38.244	12	GRIFFITHS	32.368	15	5	SCOTT	2:37.006	2:37.366	0.360
16	23	ALLAN	26.710	15	DAVIES	1:38.377	77	FARQUHAR	32.400	16	77	FARQUHAR	2:37.947	2:38.256	0.309
17	77	FARQUHAR	26.756	11	LOUGHER	1:38.609	22	SMITH	32.404	17	12	GRIFFITHS	2:38.055	2:38.147	0.092
18	25	JENNINGS	26.879	14	ARCHIBALD	1:38.620	10	ASHTON	32.546	18	11	LOUGHER	2:38.302	2:38.325	0.023
19	33	HINTERREITER	26.886	77	FARQUHAR	1:38.791	23	ALLAN	32.606	19	15	DAVIES	2:38.569	2:38.726	0.157
20	11	LOUGHER	27.015	12	GRIFFITHS	1:39.178	5	SCOTT	32.660	20	82	DONALD	2:39.341	2:39.341	0.000
21	15	DAVIES	27.063	10	ASHTON	1:39.424	11	LOUGHER	32.678	21	23	ALLAN	2:39.362	2:39.672	0.310
22	42	JERZENBECK	27.284	40	OCHSENREITE	1:39.543	91	MASCARENHA	32.914	22	10	ASHTON	2:39.406	2:39.886	0.480
23	40	OCHSENREITE	27.335	38	TAKEYAMA	1:39.824	38	TAKEYAMA	33.093	23	25	JENNINGS	2:40.021	2:40.021	0.000
24	91	MASCARENHA	27.349	23	ALLAN	1:40.046	15	DAVIES	33.129	24	40	OCHSENREITE	2:40.054	2:40.319	0.265
25	10	ASHTON	27.436	32	LAW Hong	1:40.518	82	DONALD	33.135	25	38	TAKEYAMA	2:40.869	2:41.329	0.460
26	9	MARTINEZ	27.869	37	CHIA Tuck	1:40.630	40	OCHSENREITE	33.176	26	42	JERZENBECK	2:41.873	2:42.405	0.532
27	38	TAKEYAMA	27.952	25	JENNINGS	1:40.786	42	JERZENBECK	33.278	27	91	MASCARENHA	2:42.032	2:42.032	0.000
28	82	DONALD	27.962	81	HUANG Shi	1:41.112	9	MARTINEZ	33.314	28	37	CHIA Tuck	2:42.322	2:42.626	0.304
29	37	CHIA Tuck	28.039	42	JERZENBECK	1:41.311	37	CHIA Tuck	33.653	29	32	LAW Hong	2:43.224	2:43.224	0.000
30	92	FERNANDES	28.730	91	MASCARENHA	1:41.769	21	RAMSAY	33.769	30	9	MARTINEZ	2:43.832	2:44.134	0.302
31	32	LAW Hong	28.866	92	FERNANDES	1:41.798	32	LAW Hong	33.840	31	81	HUANG Shi	2:44.180	2:44.664	0.484
32	30	SOU Se Hong	28.888	9	MARTINEZ	1:42.649	92	FERNANDES	33.912	32	92	FERNANDES	2:44.440	2:44.609	0.169
33	21	RAMSAY	28.916	31	HENDRIYANSY	1:43.092	81	HUANG Shi	34.072	33	21	RAMSAY	2:45.955	2:46.007	0.052
34	81	HUANG Shi	28.996	21	RAMSAY	1:43.270	30	SOU Se Hong	34.248	34	31	HENDRIYANSY	2:46.757	2:47.217	0.460
35	69	DAWSON	29.308	30	SOU Se Hong	1:44.233	31	HENDRIYANSY	34.289	35	30	SOU Se Hong	2:47.369	2:47.504	0.135
36	68	LEE	29.371	69	DAWSON	1:45.281	69	DAWSON	34.420	36	69	DAWSON	2:49.009	2:49.131	0.122
37	31	HENDRIYANSY	29.376	36	TAI Seng Koo	1:45.593	36	TAI Seng Koo	34.438	37	36	TAI Seng Koo	2:50.002	2:50.375	0.373
38	36	TAI Seng Koo	29.971	68	LEE	1:45.655	68	LEE	35.019	38	68	LEE	2:50.045	2:50.566	0.521
39	63	VONG Tak King	33.166	63	VONG Tak King	1:57.416	63	VONG Tak King	37.851	39	63	VONG Tak King	3:08.433	3:09.383	0.950
												Perfect Lap	2:28.850		

Circuito Da Guia
Circuit Length = 6.120 kilometre
Start: 09:30 End: 10:10

MST sports timing



35th Macau Motorcycle Grand Prix SPEED TRAP - 2nd QUALIFYING - FINISH LINE

POS	NO	CL	NAME	NAT	ENTRY	KPH
1	3		Vincent HASKOVEC	USA	Suzuki - Attack Suzuki	214.7
2	4		John MCGUINNESS	GBR	Honda - Honda Britain Paul Bird	214.2
3	24		Mark MILLER	USA	Suzuki - Attack Suzuki	213.0
4	14		Adrian ARCHIBALD	GBR	Honda - Red Bull Honda Racing	212.5
5	8		Roger BENNETT	GBR	Ducati - Reve Red Bull Ducati	212.5
6	2		David JEFFERIES	GBR	Yamaha - V & M Racing	212.1
7	11		Ian LOUGHER	GBR	Suzuki - TAS Suzuki GB	211.7
8	12		Jason GRIFFITHS	GBR	Yamaha - V & M Racing	210.5
9	7		Iain DUFFUS	GBR	Suzuki - East Coast Superbikes	209.7
10	42		Benny JERZENBECK	GER	Suzuki - Bender 4 Star Racing	207.6
11	17		Brian MORRISON	GBR	Suzuki - BMR	207.2
12	33		Thomas HINTERREITER	AUT	Suzuki - Rubatto Racing	206.5
13	77		Ryan FARQUHAR	GBR	Yamaha - McAdoo Racing	206.1
14	6		Markus BARTH	GER	Suzuki - Team Suzuki Schafer	205.7
15	25		Pete JENNINGS	GBR	Suzuki - Derbi Motomax	205.3
16	20		Alan PATTERSON	GBR	Honda - Team Millar	204.1
17	21		Callum RAMSAY	GBR	Suzuki - MSS Performance	203.7
18	18		Marcel KELLENBERGER	SUI	Kawasaki - Team Bolliger	203.7
19	10		Dean ASHTON	GBR	Suzuki - A.P.C. Racing	203.7
20	23		Steve ALLAN	GBR	Suzuki - MSS Performance	203.3
21	19		Frank HEIDGER	GER	Yamaha - Team KFM Motorrader	203.0
22	91		Denny MASCARENHAS	POR	Suzuki - Denny Mascarenhas	203.0
23	22		Ronnie SMITH	GBR	Suzuki - MSS Performance	202.2
24	5		Gus SCOTT	GBR	Honda - Honda Britain Paul Bird	202.2
25	15		Nigel DAVIES	GBR	Suzuki - Dragon Racing	199.6
26	40		Thomas OCHSENREITER	GER	Suzuki - Bridgestone Bikersprofi	198.5
27	9		Marco MARTINEZ	USA	Suzuki - Martinez Racing Team	198.1
28	82	S	Cameron DONALD	AUS	Yamaha - China Yingang Racing	191.1
29	38	S	Yusuke TAKEYAMA	JPN	Yamaha - Zong Shen Racing Team	191.1
30	81	S	HUANG Shi Zhao	CHN	Yamaha - China Yingang Racing	189.8
31	37	S	CHIA Tuck Cheong	MAS	Yamaha - Zong Shen Racing Team	189.8
32	69		James DAWSON	GBR	Honda - James Dawson	188.4
33	31	S	HENDRIYANSYAH	INA	Yamaha - Zong Shen Racing Team	188.1
34	30	S	SOU Se Hong	MAC	Yamaha - Zong Shen Racing Team	187.8
35	92	S	Joao FERNANDES	POR	Honda - Joao Fernandes	187.5
36	36	S	TAI Seng Koo	MAS	Yamaha - Zong Shen Racing Team	186.2
37	32	S	LAW Hong Ching	HKG	Yamaha - Zong Shen Racing Team	183.9
38	68	S	David LEE	HKG	Yamaha - David Lee	182.1
39	63		VONG Tak King	MAC	Suzuki - Vong Tak King	180.3



35th Macau Motorcycle Grand Prix SPEED TRAP - 2nd QUALIFYING - SECTOR 1


(contd.)

POS	NO	CL	NAME	NAT	ENTRY	KPH
1	4		John MCGUINNESS	GBR	Honda - Honda Britain Paul Bird	256.5
2	24		Mark MILLER	USA	Suzuki - Attack Suzuki	255.9
3	8		Roger BENNETT	GBR	Ducati - Reve Red Bull Ducati	254.7
4	7		Iain DUFFUS	GBR	Suzuki - East Coast Superbikes	254.1
5	91		Denny MASCARENHAS	POR	Suzuki - Denny Mascarenhas	254.1
6	6		Markus BARTH	GER	Suzuki - Team Suzuki Schafer	253.5
7	23		Steve ALLAN	GBR	Suzuki - MSS Performance	250.0
8	22		Ronnie SMITH	GBR	Suzuki - MSS Performance	248.8
9	33		Thomas HINTERREITER	AUT	Suzuki - Rubatto Racing	247.7
10	2		David JEFFERIES	GBR	Yamaha - V & M Racing	244.8
11	10		Dean ASHTON	GBR	Suzuki - A.P.C. Racing	244.3
12	17		Brian MORRISON	GBR	Suzuki - BMR	242.1
13	25		Pete JENNINGS	GBR	Suzuki - Derbi Motomax	241.6
14	40		Thomas OCHSENREITER	GER	Suzuki - Bridgestone Bikersprofi	241.0
15	42		Benny JERZENBECK	GER	Suzuki - Bender 4 Star Racing	240.0
16	37	S	CHIA Tuck Cheong	MAS	Yamaha - Zong Shen Racing Team	240.0
17	19		Frank HEIDGER	GER	Yamaha - Team KFM Motorrader	238.4
18	18		Marcel KELLENBERGER	SUI	Kawasaki - Team Bolliger	238.4
19	82	S	Cameron DONALD	AUS	Yamaha - China Yingang Racing	238.4
20	30	S	SOU Se Hong	MAC	Yamaha - Zong Shen Racing Team	238.4
21	77		Ryan FARQUHAR	GBR	Yamaha - McAdoo Racing	237.8
22	81	S	HUANG Shi Zhao	CHN	Yamaha - China Yingang Racing	234.7
23	5		Gus SCOTT	GBR	Honda - Honda Britain Paul Bird	234.2
24	11		Ian LOUGHER	GBR	Suzuki - TAS Suzuki GB	232.7
25	9		Marco MARTINEZ	USA	Suzuki - Martinez Racing Team	231.7
26	20		Alan PATTERSON	GBR	Honda - Team Millar	231.7
27	69		James DAWSON	GBR	Honda - James Dawson	231.2
28	3		Vincent HASKOVEC	USA	Suzuki - Attack Suzuki	231.2
29	21		Callum RAMSAY	GBR	Suzuki - MSS Performance	230.2
30	12		Jason GRIFFITHS	GBR	Yamaha - V & M Racing	230.2
31	14		Adrian ARCHIBALD	GBR	Honda - Red Bull Honda Racing	229.7
32	92	S	Joao FERNANDES	POR	Honda - Joao Fernandes	227.3
33	38	S	Yusuke TAKEYAMA	JPN	Yamaha - Zong Shen Racing Team	225.9
34	32	S	LAW Hong Ching	HKG	Yamaha - Zong Shen Racing Team	225.9
35	15		Nigel DAVIES	GBR	Suzuki - Dragon Racing	219.9
36	68	S	David LEE	HKG	Yamaha - David Lee	212.5
37	31	S	HENDRIYANSYAH	INA	Yamaha - Zong Shen Racing Team	206.5
38	36	S	TAI Seng Koo	MAS	Yamaha - Zong Shen Racing Team	200.0
39	63		VONG Tak King	MAC	Suzuki - Vong Tak King	156.0

BULLETIN TK051

35th Macau Motorcycle Grand Prix GRID

ROW 9	2:47.504 30 SOU	2:50.375 36 TAI	2:50.566 68 LEE		
ROW 8	2:43.224 32 LAW	2:44.609 92 FERNANDES	2:44.664 81 HUANG	2:47.217 31 HENDRIYANSYAH	
ROW 7	2:40.960 42 JERZENBECK	2:41.329 38 TAKEYAMA	2:42.032 91 MASCARENHAS	2:42.626 37 CHIA	
ROW 6	2:39.672 23 ALLAN	2:39.886 10 ASHTON	2:40.021 25 JENNINGS	2:40.319 40 OCHSENREITER	
ROW 5	2:38.256 77 FARQUHAR	2:38.325 11 LOUGHER	2:38.726 15 DAVIES	2:39.341 82 DONALD	
ROW 4	2:37.077 3 HASKOVEC	2:37.366 5 SCOTT	2:37.393 18 KELLENBERGER	2:38.147 12 GRIFFITHS	
ROW 3	2:36.122 20 PATTERSON	2:36.534 19 HEIDGER	2:36.971 14 ARCHIBALD	2:37.054 22 SMITH	
ROW 2	2:33.938 6 BARTH	2:34.318 7 DUFFUS	2:35.101 24 MILLER	2:35.544 33 HINTERREITER	
ROW 1	2:28.850 4 MCGUINNESS POLE	2:32.450 8 BENNETT	2:33.059 2 JEFFERIES	2:33.146 17 MORRISON	



Weather / Track : Sunny / Dry

MST sports timing

Circuito Da Guia
Circuit Length = 6.1200 km.
Start: 09:30 End: 10:10

Clerk of Course	Stewards	Timekeeper
-----------------	----------	------------



35th Macau Motorcycle Grand Prix CLASSIFICATION - WARM-UP

POS	NO	CL	NAME	NAT	ENTRY	TIME	LAPS	GAP	KPH
1	4		John MCGUINNESS	GBR	Honda - Honda Britain Paul Bird	2:32.134	5		144.82
2	2		David JEFFERIES	GBR	Yamaha - V & M Racing	2:33.507	7	1.373	143.52
3	8		Roger BENNETT	GBR	Ducati - Reve Red Bull Ducati	2:34.305	6	2.171	142.78
4	17		Brian MORRISON	GBR	Suzuki - BMR	2:35.315	5	3.181	141.85
5	33		Thomas HINTERREITER	AUT	Suzuki - Rubatto Racing	2:37.112	7	4.978	140.23
6	6		Markus BARTH	GER	Suzuki - Team Suzuki Schafer	2:37.471	5	5.337	139.91
7	18		Marcel KELLENBERGER	SUI	Kawasaki - Team Bolliger	2:37.646	7	5.512	139.75
8	77		Ryan FARQUHAR	GBR	Yamaha - McAdoo Racing	2:39.342	7	7.208	138.26
9	7		Iain DUFFUS	GBR	Suzuki - East Coast Superbikes	2:39.646	5	7.512	138.00
10	19		Frank HEIDGER	GER	Yamaha - Team KFM Motorrader	2:40.038	6	7.904	137.66
11	42		Benny JERZENBECK	GER	Suzuki - Bender 4 Star Racing	2:40.140	6	8.006	137.58
12	24		Mark MILLER	USA	Suzuki - Attack Suzuki	2:40.163	6	8.029	137.56
13	25		Pete JENNINGS	GBR	Suzuki - Derbi Motomax	2:40.292	7	8.158	137.44
14	23		Steve ALLAN	GBR	Suzuki - MSS Performance	2:40.361	7	8.227	137.39
15	82	S	Cameron DONALD	AUS	Yamaha - China Yingang Racing	2:41.593	6	9.459	136.34
16	22		Ronnie SMITH	GBR	Suzuki - MSS Performance	2:42.913	7	10.779	135.23
17	91		Denny MASCARENHAS	POR	Suzuki - Denny Mascarenhas	2:43.095	7	10.961	135.08
18	37	S	CHIA Tuck Cheong	MAS	Yamaha - Zong Shen Racing Team	2:43.475	6	11.341	134.77
19	12		Jason GRIFFITHS	GBR	Yamaha - V & M Racing	2:44.034	7	11.900	134.31
20	14		Adrian ARCHIBALD	GBR	Honda - Red Bull Honda Racing	2:44.257	3	12.123	134.13
21	40		Thomas OCHSENREITER	GER	Suzuki - Bridgestone Bikersprofi	2:44.727	6	12.593	133.74
22	15		Nigel DAVIES	GBR	Suzuki - Dragon Racing	2:45.123	4	12.989	133.42
23	38	S	Yusuke TAKEYAMA	JPN	Yamaha - Zong Shen Racing Team	2:45.313	7	13.179	133.27
24	11		Ian LOUGHER	GBR	Suzuki - TAS Suzuki GB	2:47.479	5	15.345	131.55
25	10		Dean ASHTON	GBR	Suzuki - A.P.C. Racing	2:47.504	5	15.370	131.53
26	32	S	LAW Hong Ching	HKG	Yamaha - Zong Shen Racing Team	2:48.288	7	16.154	130.91
27	81	S	HUANG Shi Zhao	CHN	Yamaha - China Yingang Racing	2:48.408	6	16.274	130.82
28	31	S	HENDRIYANSYAH	INA	Yamaha - Zong Shen Racing Team	2:50.303	4	18.169	129.36
29	36	S	TAI Seng Koo	MAS	Yamaha - Zong Shen Racing Team	2:51.634	3	19.500	128.36
30	30	S	SOU Se Hong	MAC	Yamaha - Zong Shen Racing Team	2:51.725	7	19.591	128.29
31	20		Alan PATTERSON	GBR	Honda - Team Millar	2:55.264	3	23.130	125.70
32	68	S	David LEE	HKG	Yamaha - David Lee	2:56.675	5	24.541	124.70
33	3		Vincent HASKOVEC	USA	Suzuki - Attack Suzuki	14:46.473	4	12:14.339	24.85

Weather / Track : Sunny / Dry

MST Sports Timing

 Circuito Da Guia
 Circuit Length = 6.1200 km.
 Start: 07:30 End: 07:50

Clerk of Course	Stewards	Timekeeper
-----------------	----------	------------

**35th Macau Motorcycle Grand Prix
SECTOR ANALYSIS - WARM-UP**

2	David JEFFERIES		GBR		Yamaha - V & M Racing			
1	X:00.000 198.1	1:46.018	33.181 204.9	X:00.000	5 - 26.054 246.5	1:35.547	31.906 206.8	2:33.507
2	26.850 238.9	1:41.336	32.849 206.8	2:41.035	6 - 26.017 246.0	1:43.755	46.821	2:56.593P
3	25.935 248.8	1:37.460	32.078 207.6	2:35.473	7 - 2:01.661 180.6	1:41.927	32.345 206.8	4:15.933
4	26.216 233.2	1:35.935	31.709 208.8	2:33.860				
3	Vincent HASKOVEC		USA		Suzuki - Attack Suzuki			
1	X:00.000 200.7	1:48.445	33.386 208.8	X:00.000	3 - 2:11.560 162.1	2:00.225	47.334	4:59.119P
2	27.631 216.4	1:49.569	48.402	3:05.602P	4 - 2:51.129 180.9	1:56.890	47.534	X:00.000P
4	John MCGUINNESS		GBR		Honda - Honda Britain Paul Bird			
1	X:00.000 161.6	1:49.527	47.908	X:00.000P	4 - 25.788 225.9	1:37.019	32.002 211.7	2:34.809
2	2:27.362 214.2	1:40.442	32.616 209.7	4:40.420	5 - 26.646 233.2	1:40.452	47.971	2:55.069P
3	25.897 238.4	1:34.699	31.538	2:32.134				
5	Gus SCOTT		GBR		Honda - Honda Britain Paul Bird			
1	X:00.000 191.4	1:48.452	51.825	X:00.000P	3 - 59.810 151.4	1:51.896	53.215	3:44.921P
2	5:22.377 170.0	1:44.634	48.987	X:00.000P				
6	Markus BARTH		GER		Suzuki - Team Suzuki Schafer			
1	X:00.000 198.5	1:49.928	49.033	X:00.000P	4 - 26.737 250.5	1:38.080	32.654 200.7	2:37.471
2	2:34.342 238.9	1:43.885	38.050 200.3	4:56.277	5 - 30.911 165.8	1:52.282	41.346 201.1	3:04.539
3	26.654 251.1	1:39.918	32.805 202.2	2:39.377				
7	Iain DUFFUS		GBR		Suzuki - East Coast Superbikes			
1	X:00.000 190.1	1:55.097	34.604 196.7	X:00.000	4 - 27.312 231.7	1:39.613	32.928 201.1	2:39.853
2	27.497 237.8	1:43.572	32.810 205.3	2:43.879	5 - 26.904 223.1	1:40.739	33.022 195.2	2:40.665
3	26.822 239.4	1:39.973	32.851 200.7	2:39.646				
8	Roger BENNETT		GBR		Ducati - Reve Red Bull Ducati			
1	X:00.000 195.2	1:49.268	33.912 206.5	X:00.000	4 - 26.615 240.5	1:36.249	31.441 208.4	2:34.305
2	27.265 211.7	1:39.775	31.914 205.7	2:38.954	5 - 26.567 244.8	1:41.889	1:04.599	3:13.055P
3	26.479 254.7	1:39.156	31.995 207.2	2:37.630	6 - 1:01.649 167.7	1:40.386	44.748	3:26.783P
10	Dean ASHTON		GBR		Suzuki - A.P.C. Racing			
1	X:00.000 165.3	1:57.595	34.852 198.8	X:00.000	4 - 3:52.351 201.1	1:43.122	33.215 200.7	X:00.000
2	28.190 201.8	1:45.422	33.892 201.8	2:47.504	5 - 27.455 220.4	1:43.462	52.934	3:03.851P
3	27.597 228.8	1:41.848	49.956	2:59.401P				
11	Ian LOUGHER		GBR		Suzuki - TAS Suzuki GB			
1	X:00.000 149.3	1:58.011	37.045 207.2	X:00.000	4 - 3:31.693 167.9	1:44.345	33.194 213.0	X:00.000
2	27.627 213.4	1:45.537	34.315 212.1	2:47.479	5 - 27.427 198.5	1:42.579	49.016	2:59.022P
3	27.634 217.3	1:40.668	46.087	2:54.389P				

**35th Macau Motorcycle Grand Prix
SECTOR ANALYSIS - WARM-UP**

(contd.)

12	Jason GRIFFITHS		GBR		Yamaha - V & M Racing			
	1 - X:00.000	2:08.711	37.102 194.5	X:00.000	5 - 28.655 204.5	1:43.354	34.424 195.6	2:46.433
	2 - 30.175 184.9	1:50.192	35.149 194.9	2:55.516	6 - 28.549 208.0	1:42.677	33.974 196.3	2:45.200
	3 - 29.623	1:46.132	34.419 196.0	2:50.174	7 - 28.544 201.8	1:41.490	34.000 195.6	2:44.034
	4 - 28.710 196.0	1:44.627	34.395 195.2	2:47.732				
14	Adrian ARCHIBALD		GBR		Honda - Red Bull Honda Racing			
	1 - X:00.000 196.3	1:53.071	34.430 201.8	X:00.000	3 - 26.928 221.3	1:42.168	42.892	2:51.988P
	2 - 27.639 218.6	1:43.608	33.010 206.8	2:44.257				
15	Nigel DAVIES		GBR		Suzuki - Dragon Racing			
	1 - X:00.000 162.4	1:57.174	35.392 189.1	X:00.000	3 - 27.765 216.4	1:42.833	34.525 192.8	2:45.123
	2 - 28.666 197.8	1:45.133	34.113 194.5	2:47.912	4 - 28.216 210.9	1:41.355	49.828	2:59.399P
17	Brian MORRISON		GBR		Suzuki - BMR			
	1 - X:00.000 185.8	1:54.635	35.256 197.0	X:00.000	4 - 26.671 242.1	1:40.485	45.091	2:52.247P
	2 - 27.606 232.7	1:43.396	32.968 206.1	2:43.970	5 - 4:46.061 227.3	1:39.017	44.777	X:00.000P
	3 - 26.895 238.9	1:36.487	31.933 206.5	2:35.315				
18	Marcel KELLENBERGER		SUI		Kawasaki - Team Bolliger			
	1 - X:00.000 190.1	1:55.941	36.746 201.1	X:00.000	5 - 27.110 228.8	1:39.706	32.629 203.3	2:39.445
	2 - 27.780	1:45.590	34.006 202.6	2:47.376	6 - 26.619 232.2	1:38.282	32.745 198.8	2:37.646
	3 - 27.708 223.1	1:41.079	32.718 203.0	2:41.505	7 - 26.794 233.2	1:39.425	32.067 203.3	2:38.286
	4 - 26.705 218.1	1:39.122	32.638 203.0	2:38.465				
19	Frank HEIDGER		GER		Yamaha - Team KFM Motorrad			
	1 - X:00.000 154.0	1:59.796	34.080 200.0	X:00.000	4 - 26.616 221.7	1:40.517	32.905 203.7	2:40.038
	2 - 27.473 223.6	1:41.546	33.359 201.1	2:42.378	5 - 27.037 240.0	1:41.028	36.352 195.2	2:44.417
	3 - 26.996 236.3	1:40.620	32.659 203.0	2:40.275	6 - 27.556 203.3	1:45.525	49.510	3:02.591P
20	Alan PATTERSON		GBR		Honda - Team Millar			
	1 - X:00.000 162.8	2:06.889	37.509 175.3	X:00.000	3 - 28.091 225.0	1:49.058	49.327	3:06.476P
	2 - 30.755 204.9	1:49.055	35.454 188.1	2:55.264				
22	Ronnie SMITH		GBR		Suzuki - MSS Performance			
	1 - X:00.000 185.8	1:52.887	35.067 195.2	X:00.000	5 - 27.511 211.3	1:43.824	33.351 201.1	2:44.686
	2 - 28.070 221.7	1:42.793	34.360 198.8	2:45.223	6 - 26.995 227.8	1:42.072	48.753	2:57.820P
	3 - 27.658 219.0	1:42.354	33.742 196.0	2:43.754	7 - 1:20.131 211.3	1:42.487	34.762 164.1	3:37.380
	4 - 27.727 232.7	1:41.153	34.033 196.3	2:42.913				
23	Steve ALLAN		GBR		Suzuki - MSS Performance			
	1 - X:00.000 172.5	1:56.239	35.432 196.3	X:00.000	5 - 27.418 225.0	1:47.343	33.379 200.7	2:48.140
	2 - 28.468 244.3	1:46.960	34.168 194.9	2:49.596	6 - 27.537 226.8	1:41.188	32.848 203.0	2:41.573
	3 - 28.080 247.7	1:42.716	33.111 200.7	2:43.907	7 - 26.886 237.8	1:40.489	32.986 200.0	2:40.361
	4 - 27.016 254.1	1:42.843	33.053 201.4	2:42.912				

**35th Macau Motorcycle Grand Prix
SECTOR ANALYSIS - WARM-UP**

(contd.)

24	Mark MILLER			USA	Suzuki - Attack Suzuki			
1	-X:00.000 153.6	1:57.320	35.477 197.0	X:00.000	4 - 1:44.611 223.1	1:49.078	33.690 205.3	4:07.379
2	- 29.802 217.7	1:45.834	33.887 205.3	2:49.523	5 - 27.867 207.2	1:45.476	34.079 201.1	2:47.422
3	- 28.568 226.4	1:44.576	41.655	2:54.799P	6 - 27.567 241.0	1:40.120	32.476 207.6	2:40.163
25	Pete JENNINGS			GBR	Suzuki - Derbi Motomax			
1	-X:00.000	1:58.625	36.495 191.4	X:00.000	5 - 27.392 234.7	1:40.158	33.119 204.1	2:40.669
2	- 29.042 222.2	1:47.263	33.589 203.3	2:49.894	6 - 27.575 230.7	1:39.794	32.923 204.1	2:40.292
3	- 27.486 234.7	1:41.458	33.223 201.8	2:42.167	7 - 27.246 234.7	1:39.432	46.733	2:53.411P
4	- 27.711 233.2	1:42.821	33.147 202.2	2:43.679				
30	SOU Se Hong			MAC	Yamaha - Zong Shen Racing Team			
1	-X:00.000 203.0	1:57.920	37.116 180.3	X:00.000	5 - 30.262 215.1	1:49.092	35.306 184.3	2:54.660
2	- 31.285 223.1	1:55.995	36.122 184.9	3:03.402	6 - 30.231 220.8	1:46.950	34.910 182.4	2:52.091
3	- 30.350 215.5	1:49.975	35.821 183.9	2:56.146	7 - 29.583 217.3	1:47.174	34.968 186.8	2:51.725
4	- 29.723 229.7	1:49.011	35.349 183.9	2:54.083				
31	HENDRIYANSYAH			INA	Yamaha - Zong Shen Racing Team			
1	-X:00.000 155.6	2:08.376	37.919 181.2	X:00.000	3 - 30.205 197.4	1:45.967	34.131 187.8	2:50.303
2	- 31.404 186.2	2:00.834	37.604 184.6	3:09.842	4 - 30.553 183.3	2:04.555	54.656	3:29.764P
32	LAW Hong Ching			HKG	Yamaha - Zong Shen Racing Team			
1	-X:00.000 196.3	1:48.523	35.691 181.2	X:00.000	5 - 29.763 219.5	1:44.032	35.067 181.5	2:48.862
2	- 29.892 208.4	1:46.802	34.919 181.8	2:51.613	6 - 29.723 232.7	1:45.854	34.995 180.6	2:50.572
3	- 29.820 210.5	1:44.116	34.675 182.1	2:48.611	7 - 30.358 216.0	1:42.737	35.379 177.6	2:48.474
4	- 29.670 224.5	1:43.323	35.295 182.4	2:48.288				
33	Thomas HINTERREITER			AUT	Suzuki - Rubatto Racing			
1	-X:00.000 155.6	2:00.570	36.999 198.8	X:00.000	5 - 27.273 241.6	1:39.105	32.543 202.6	2:38.921
2	- 28.330 219.0	1:44.352	33.621 203.0	2:46.303	6 - 27.205 253.5	1:37.785	32.209 204.1	2:37.199
3	- 27.493 233.2	1:40.674	33.260 202.2	2:41.427	7 - 27.136 234.2	1:37.493	32.483 199.2	2:37.112
4	- 27.234 243.2	1:39.875	32.826 201.4	2:39.935				
36	TAI Seng Koo			MAS	Yamaha - Zong Shen Racing Team			
1	-X:00.000 184.9	1:51.734	35.268 184.3	X:00.000	3 - 30.012 208.0	1:52.739	1:01.022	3:23.773P
2	- 29.729 199.6	1:47.419	34.486 186.5	2:51.634				
37	CHIA Tuck Cheong			MAS	Yamaha - Zong Shen Racing Team			
1	-X:00.000 190.1	1:57.685	37.454 165.1	X:00.000	4 - 27.849 224.5	1:42.730	34.880 182.7	2:45.459
2	- 30.239 230.7	1:45.814	34.572 188.4	2:50.625	5 - 28.586 214.7	1:44.592	34.383 187.1	2:47.561
3	- 27.845 231.2	1:41.420	34.210 187.5	2:43.475	6 - 29.160 234.7	1:44.261	58.226	3:11.647P
38	Yusuke TAKEYAMA			JPN	Yamaha - Zong Shen Racing Team			
1	-X:00.000 188.1	1:51.294	35.147 183.9	X:00.000	5 - 1:14.587 213.4	1:43.360	33.938 187.5	3:31.885
2	- 29.305 222.2	1:42.423	33.918 187.5	2:45.646	6 - 28.619 216.4	1:43.056	34.012 188.1	2:45.687
3	- 28.888 232.2	1:42.474	33.951 187.5	2:45.313	7 - 28.791 216.8	1:42.961	33.928 186.8	2:45.680
4	- 28.906 215.5	1:42.538	44.295	2:55.739P				

**35th Macau Motorcycle Grand Prix
SECTOR ANALYSIS - WARM-UP**

(contd.)


40	Thomas OCHSENREITER			GER	Suzuki - Bridgestone Bikersprofi				
1	X:00.000 150.4	1:59.103	36.578 186.2	X:00.000	4 - 28.698 211.7	1:42.297	34.116 191.1	2:45.111	
2	29.860 205.7	1:45.749	35.060 190.4	2:50.669	5 - 28.370 231.2	1:42.506	33.851 190.1	2:44.727	
3	29.235 199.6	1:42.736	34.639 191.1	2:46.610	6 - 28.831 220.4	1:41.751	34.299 191.4	2:44.881	
42	Benny JERZENBECK			GER	Suzuki - Bender 4 Star Racing				
1	X:00.000 149.5	1:55.947	34.423 204.9	X:00.000	4 - 1:50.476 195.6	1:48.384	39.788 206.5	4:18.648	
2	27.806 234.2	1:43.469	33.398 211.3	2:44.673	5 - 27.687 233.7	1:45.868	40.035 207.6	2:53.590	
3	27.206 242.6	2:00.204	49.554	3:16.964P	6 - 27.335 234.2	1:39.792	33.013 209.7	2:40.140	
68	David LEE			HKG	Yamaha - David Lee				
1	X:00.000	2:11.050	39.257 172.8	X:00.000	4 - 30.392 201.1	1:49.946	36.337 178.5	2:56.675	
2	31.656 187.1	1:52.408	36.652 176.7	3:00.716	5 - 29.993 186.8	1:51.432	50.587	3:12.012P	
3	30.461 201.4	1:51.734	36.946 176.1	2:59.141					
77	Ryan FARQUHAR			GBR	Yamaha - McAdoo Racing				
1	X:00.000 161.1	1:57.016	34.500 200.3	X:00.000	5 - 26.693 236.8	1:40.689	32.715	2:40.097	
2	27.713 210.1	1:44.947	32.855 202.6	2:45.515	6 - 26.947 233.7	1:40.375	32.835 204.5	2:40.157	
3	27.256 219.5	1:40.975	32.837 202.6	2:41.068	7 - 26.908 225.9	1:39.511	52.987	2:59.406P	
4	27.063 227.8	1:39.440	32.839 205.7	2:39.342					
81	HUANG Shi Zhao			CHN	Yamaha - China Yingang Racing				
1	X:00.000	2:10.442	38.264 178.5	X:00.000	4 - 29.920 201.4	1:46.437	51.908	3:08.265P	
2	31.337 213.0	1:49.757	35.395 183.9	2:56.489	5 - 2:04.442 170.0	1:47.993	34.988 186.5	4:27.423	
3	29.805 212.5	1:45.946	35.291 184.9	2:51.042	6 - 29.612 196.0	1:43.832	34.964 187.1	2:48.408	
82	Cameron DONALD			AUS	Yamaha - China Yingang Racing				
1	X:00.000 145.1	2:09.438	37.541 182.1	X:00.000	4 - 28.972 224.0	1:46.276	51.537	3:06.785P	
2	31.386 217.3	1:48.034	34.652 187.1	2:54.072	5 - 1:22.391 224.5	1:42.219	35.346 184.9	3:39.956	
3	29.377 228.8	1:41.767	33.452 188.8	2:44.596	6 - 29.017 232.7	1:39.429	33.147 190.1	2:41.593	
91	Denny MASCARENHAS			POR	Suzuki - Denny Mascarenhas				
1	X:00.000 194.9	2:00.294	35.389 196.7	X:00.000	5 - 28.942 237.3	1:43.088	33.452 198.5	2:45.482	
2	29.068 231.2	1:47.375	33.858 199.6	2:50.301	6 - 27.536 248.8	1:42.338	33.221 198.5	2:43.095	
3	28.343 239.4	1:44.750	33.378 200.7	2:46.471	7 - 27.739 237.3	1:42.639	32.920 201.4	2:43.298	
4	27.713 246.0	1:44.413	33.594 198.1	2:45.720					

35th Macau Motorcycle Grand Prix

BEST SECTOR TIMES

SECTOR 1				SECTOR 2				SECTOR 3				IDEAL / BEST COMPARISON			
POS	NO	NAME	TIME	NO	NAME	TIME	NO	NAME	TIME	POS	NO	NAME	IDEAL	BEST	DIFF
1	4	MCGUINNESS	25.788	4	MCGUINNESS	1:34.699	8	BENNETT	31.441	1	4	MCGUINNESS	2:32.025	2:32.134	0.109
2	2	JEFFERIES	25.935	2	JEFFERIES	1:35.547	4	MCGUINNESS	31.538	2	2	JEFFERIES	2:33.191	2:33.507	0.316
3	8	BENNETT	26.479	8	BENNETT	1:36.249	2	JEFFERIES	31.709	3	8	BENNETT	2:34.169	2:34.305	0.136
4	19	HEIDGER	26.616	17	MORRISON	1:36.487	17	MORRISON	31.933	4	17	MORRISON	2:35.091	2:35.315	0.224
5	18	KELLENBERGE	26.619	33	HINTERREITER	1:37.493	18	KELLENBERGE	32.067	5	33	HINTERREITER	2:36.838	2:37.112	0.274
6	6	BARTH	26.654	6	BARTH	1:38.080	33	HINTERREITER	32.209	6	18	KELLENBERGE	2:36.968	2:37.646	0.678
7	17	MORRISON	26.671	18	KELLENBERGE	1:38.282	24	MILLER	32.476	7	6	BARTH	2:37.388	2:37.471	0.083
8	77	FARQUHAR	26.693	82	DONALD	1:39.429	6	BARTH	32.654	8	77	FARQUHAR	2:38.848	2:39.342	0.494
9	7	DUFFUS	26.822	25	JENNINGS	1:39.432	19	HEIDGER	32.659	9	7	DUFFUS	2:39.245	2:39.646	0.401
10	23	ALLAN	26.886	77	FARQUHAR	1:39.440	77	FARQUHAR	32.715	10	25	JENNINGS	2:39.601	2:40.292	0.691
11	14	ARCHIBALD	26.928	7	DUFFUS	1:39.613	7	DUFFUS	32.810	11	19	HEIDGER	2:39.792	2:40.038	0.246
12	22	SMITH	26.995	42	JERZENBECK	1:39.792	23	ALLAN	32.848	12	42	JERZENBECK	2:40.011	2:40.140	0.129
13	33	HINTERREITER	27.136	24	MILLER	1:40.120	91	MASCARENHA	32.920	13	24	MILLER	2:40.163	2:40.163	0.000
14	42	JERZENBECK	27.206	23	ALLAN	1:40.489	25	JENNINGS	32.923	14	23	ALLAN	2:40.223	2:40.361	0.138
15	25	JENNINGS	27.246	19	HEIDGER	1:40.517	14	ARCHIBALD	33.010	15	11	LOUGHER	2:41.289	2:47.479	6.190
16	11	LOUGHER	27.427	11	LOUGHER	1:40.668	42	JERZENBECK	33.013	16	22	SMITH	2:41.499	2:42.913	1.414
17	10	ASHTON	27.455	22	SMITH	1:41.153	82	DONALD	33.147	17	82	DONALD	2:41.548	2:41.593	0.045
18	91	MASCARENHA	27.536	15	DAVIES	1:41.355	11	LOUGHER	33.194	18	14	ARCHIBALD	2:42.106	2:44.257	2.151
19	24	MILLER	27.567	37	CHIA Tuck	1:41.420	10	ASHTON	33.215	19	10	ASHTON	2:42.518	2:47.504	4.986
20	3	HASKOVEC	27.631	12	GRIFFITHS	1:41.490	22	SMITH	33.351	20	91	MASCARENHA	2:42.794	2:43.095	0.301
21	15	DAVIES	27.765	40	OCHSENREITE	1:41.751	3	HASKOVEC	33.386	21	15	DAVIES	2:43.233	2:45.123	1.890
22	37	CHIA Tuck	27.845	10	ASHTON	1:41.848	40	OCHSENREITE	33.851	22	37	CHIA Tuck	2:43.475	2:43.475	0.000
23	20	PATTERSON	28.091	14	ARCHIBALD	1:42.168	38	TAKEYAMA	33.918	23	40	OCHSENREITE	2:43.972	2:44.727	0.755
24	40	OCHSENREITE	28.370	91	MASCARENHA	1:42.338	12	GRIFFITHS	33.974	24	12	GRIFFITHS	2:44.008	2:44.034	0.026
25	12	GRIFFITHS	28.544	38	TAKEYAMA	1:42.423	15	DAVIES	34.113	25	38	TAKEYAMA	2:44.960	2:45.313	0.353
26	38	TAKEYAMA	28.619	32	LAW Hong	1:42.737	31	HENDRIYANSY	34.131	26	32	LAW Hong	2:47.082	2:48.288	1.206
27	82	DONALD	28.972	81	HUANG Shi	1:43.832	37	CHIA Tuck	34.210	27	81	HUANG Shi	2:48.408	2:48.408	0.000
28	30	SOU Se Hong	29.583	5	SCOTT	1:44.634	36	TAI Seng Koo	34.486	28	3	HASKOVEC	2:49.462	3:05.602	16.140
29	81	HUANG Shi	29.612	31	HENDRIYANSY	1:45.967	32	LAW Hong	34.675	29	31	HENDRIYANSY	2:50.303	2:50.303	0.000
30	32	LAW Hong	29.670	30	SOU Se Hong	1:46.950	30	SOU Se Hong	34.910	30	30	SOU Se Hong	2:51.443	2:51.725	0.282
31	36	TAI Seng Koo	29.729	36	TAI Seng Koo	1:47.419	81	HUANG Shi	34.964	31	36	TAI Seng Koo	2:51.634	2:51.634	0.000
32	68	LEE	29.993	3	HASKOVEC	1:48.445	20	PATTERSON	35.454	32	20	PATTERSON	2:52.600	2:55.264	2.664
33	31	HENDRIYANSY	30.205	20	PATTERSON	1:49.055	68	LEE	36.337	33	68	LEE	2:56.276	2:56.675	0.399
34	5	SCOTT	59.810	68	LEE	1:49.946	5	SCOTT	48.987	34	5	SCOTT	3:33.431	3:44.921	11.490
													Perfect Lap	2:31.928	

Circuito Da Guia
 Circuit Length = 6.120 kilometre
 Start: 07:30 End: 08:10



35th Macau Motorcycle Grand Prix SPEED TRAP - WARM-UP - FINISH LINE


POS	NO	CL	NAME	NAT	ENTRY	KPH
1	11		Ian LOUGHER	GBR	Suzuki - TAS Suzuki GB	213.0
2	4		John MCGUINNESS	GBR	Honda - Honda Britain Paul Bird	211.7
3	42		Benny JERZENBECK	GER	Suzuki - Bender 4 Star Racing	211.3
4	2		David JEFFERIES	GBR	Yamaha - V & M Racing	208.8
5	3		Vincent HASKOVEC	USA	Suzuki - Attack Suzuki	208.8
6	8		Roger BENNETT	GBR	Ducati - Reve Red Bull Ducati	208.4
7	24		Mark MILLER	USA	Suzuki - Attack Suzuki	207.6
8	14		Adrian ARCHIBALD	GBR	Honda - Red Bull Honda Racing	206.8
9	17		Brian MORRISON	GBR	Suzuki - BMR	206.5
10	77		Ryan FARQUHAR	GBR	Yamaha - McAdoo Racing	205.7
11	7		Iain DUFFUS	GBR	Suzuki - East Coast Superbikes	205.3
12	33		Thomas HINTERREITER	AUT	Suzuki - Rubatto Racing	204.1
13	25		Pete JENNINGS	GBR	Suzuki - Derbi Motomax	204.1
14	19		Frank HEIDGER	GER	Yamaha - Team KFM Motorrader	203.7
15	18		Marcel KELLENBERGER	SUI	Kawasaki - Team Bolliger	203.3
16	23		Steve ALLAN	GBR	Suzuki - MSS Performance	203.0
17	6		Markus BARTH	GER	Suzuki - Team Suzuki Schafer	202.2
18	10		Dean ASHTON	GBR	Suzuki - A.P.C. Racing	201.8
19	91		Denny MASCARENHAS	POR	Suzuki - Denny Mascarenhas	201.4
20	22		Ronnie SMITH	GBR	Suzuki - MSS Performance	201.1
21	12		Jason GRIFFITHS	GBR	Yamaha - V & M Racing	196.3
22	15		Nigel DAVIES	GBR	Suzuki - Dragon Racing	194.5
23	40		Thomas OCHSENREITER	GER	Suzuki - Bridgestone Bikersprofi	191.4
24	82	S	Cameron DONALD	AUS	Yamaha - China Yingang Racing	190.1
25	37	S	CHIA Tuck Cheong	MAS	Yamaha - Zong Shen Racing Team	188.4
26	38	S	Yusuke TAKEYAMA	JPN	Yamaha - Zong Shen Racing Team	188.1
27	20		Alan PATTERSON	GBR	Honda - Team Millar	188.1
28	31	S	HENDRIYANSYAH	INA	Yamaha - Zong Shen Racing Team	187.8
29	81	S	HUANG Shi Zhao	CHN	Yamaha - China Yingang Racing	187.1
30	30	S	SOU Se Hong	MAC	Yamaha - Zong Shen Racing Team	186.8
31	36	S	TAI Seng Koo	MAS	Yamaha - Zong Shen Racing Team	186.5
32	32	S	LAW Hong Ching	HKG	Yamaha - Zong Shen Racing Team	182.4
33	68	S	David LEE	HKG	Yamaha - David Lee	178.5



35th Macau Motorcycle Grand Prix SPEED TRAP - WARM-UP - SECTOR 1

(contd.)

POS	NO	CL	NAME	NAT	ENTRY	KPH
1	8		Roger BENNETT	GBR	Ducati - Reve Red Bull Ducati	254.7
2	23		Steve ALLAN	GBR	Suzuki - MSS Performance	254.1
3	33		Thomas HINTERREITER	AUT	Suzuki - Rubatto Racing	253.5
4	6		Markus BARTH	GER	Suzuki - Team Suzuki Schafer	251.1
5	91		Denny MASCARENHAS	POR	Suzuki - Denny Mascarenhas	248.8
6	2		David JEFFERIES	GBR	Yamaha - V & M Racing	248.8
7	42		Benny JERZENBECK	GER	Suzuki - Bender 4 Star Racing	242.6
8	17		Brian MORRISON	GBR	Suzuki - BMR	242.1
9	24		Mark MILLER	USA	Suzuki - Attack Suzuki	241.0
10	19		Frank HEIDGER	GER	Yamaha - Team KFM Motorrad	240.0
11	7		Iain DUFFUS	GBR	Suzuki - East Coast Superbikes	239.4
12	4		John MCGUINNESS	GBR	Honda - Honda Britain Paul Bird	238.4
13	77		Ryan FARQUHAR	GBR	Yamaha - McAdoo Racing	236.8
14	37	S	CHIA Tuck Cheong	MAS	Yamaha - Zong Shen Racing Team	234.7
15	25		Pete JENNINGS	GBR	Suzuki - Derbi Motomax	234.7
16	18		Marcel KELLENBERGER	SUI	Kawasaki - Team Bolliger	233.2
17	82	S	Cameron DONALD	AUS	Yamaha - China Yingang Racing	232.7
18	32	S	LAW Hong Ching	HKG	Yamaha - Zong Shen Racing Team	232.7
19	22		Ronnie SMITH	GBR	Suzuki - MSS Performance	232.7
20	38	S	Yusuke TAKEYAMA	JPN	Yamaha - Zong Shen Racing Team	232.2
21	40		Thomas OCHSENREITER	GER	Suzuki - Bridgestone Bikersprofi	231.2
22	30	S	SOU Se Hong	MAC	Yamaha - Zong Shen Racing Team	229.7
23	10		Dean ASHTON	GBR	Suzuki - A.P.C. Racing	228.8
24	20		Alan PATTERSON	GBR	Honda - Team Millar	225.0
25	14		Adrian ARCHIBALD	GBR	Honda - Red Bull Honda Racing	221.3
26	11		Ian LOUGHER	GBR	Suzuki - TAS Suzuki GB	217.3
27	15		Nigel DAVIES	GBR	Suzuki - Dragon Racing	216.4
28	3		Vincent HASKOVEC	USA	Suzuki - Attack Suzuki	216.4
29	12		Jason GRIFFITHS	GBR	Yamaha - V & M Racing	213.0
30	81	S	HUANG Shi Zhao	CHN	Yamaha - China Yingang Racing	213.0
31	36	S	TAI Seng Koo	MAS	Yamaha - Zong Shen Racing Team	208.0
32	68	S	David LEE	HKG	Yamaha - David Lee	201.4
33	31	S	HENDRIYANSYAH	INA	Yamaha - Zong Shen Racing Team	197.4
34	5		Gus SCOTT	GBR	Honda - Honda Britain Paul Bird	191.4



35th Macau Motorcycle Grand Prix PROVISIONAL RESULT

POS	NO	CL	NAME	NAT	ENTRY	TIME	LAPS	GAP	KPH	BEST
1	4		John MCGUINNESS	GBR	Honda - Honda Britain Paul Bird	37:54.656	15		145.28	2:29.173
2	8		Roger BENNETT	GBR	Ducati - Reve Red Bull Ducati	37:59.810	15	5.154	144.95	2:30.541
3	2		David JEFFERIES	GBR	Yamaha - V & M Racing	38:43.667	15	49.011	142.22	2:32.547
4	6		Markus BARTH	GER	Suzuki - Team Suzuki Schafer	38:57.429	15	1:02.773	141.38	2:34.077
5	33		Thomas HINTERREITER	AUT	Suzuki - Rubatto Racing	39:01.881	15	1:07.225	141.11	2:34.461
6	5		Gus SCOTT	GBR	Honda - Honda Britain Paul Bird	39:02.152	15	1:07.496	141.10	2:34.156
7	11		Ian LOUGHER	GBR	Suzuki - TAS Suzuki GB	39:02.582	15	1:07.926	141.07	2:35.103
8	77		Ryan FARQUHAR	GBR	Yamaha - McAdoo Racing	39:02.696	15	1:08.040	141.06	2:34.434
9	17		Brian MORRISON	GBR	Suzuki - BMR	39:04.836	15	1:10.180	140.93	2:34.693
10	18		Marcel KELLENBERGER	SUI	Kawasaki - Team Bolliger	39:07.848	15	1:13.192	140.75	2:34.187
11	7		Iain DUFFUS	GBR	Suzuki - East Coast Superbikes	39:17.356	15	1:22.700	140.19	2:34.125
12	25		Pete JENNINGS	GBR	Suzuki - Derbi Motomax	39:22.384	15	1:27.728	139.89	2:35.593
13	19		Frank HEIDGER	GER	Yamaha - Team KFM Motorrader	39:23.180	15	1:28.524	139.84	2:36.165
14	22		Ronnie SMITH	GBR	Suzuki - MSS Performance	39:28.969	15	1:34.313	139.50	2:35.601
15	23		Steve ALLAN	GBR	Suzuki - MSS Performance	39:47.588	15	1:52.932	138.41	2:37.159
16	42		Benny JERZENBECK	GER	Suzuki - Bender 4 Star Racing	39:47.779	15	1:53.123	138.40	2:37.512
17	91		Denny MASCARENHAS	POR	Suzuki - Denny Mascarenhas	40:03.388	15	2:08.732	137.50	2:37.954
18	82	S	Cameron DONALD	AUS	Yamaha - China Yingang Racing	40:04.906	15	2:10.250	137.41	2:37.995
19	15		Nigel DAVIES	GBR	Suzuki - Dragon Racing	40:05.316	15	2:10.660	137.39	2:37.503
20	37	S	CHIA Tuck Cheong	MAS	Yamaha - Zong Shen Racing Team	40:00.465	14	1 LAP	135.25	2:40.807
21	32	S	LAW Hong Ching	HKG	Yamaha - Zong Shen Racing Team	40:35.379	14	1 LAP	133.21	2:42.937
22	30	S	SOU Se Hong	MAC	Yamaha - Zong Shen Racing Team	40:53.049	14	1 LAP	132.20	2:43.276
23	92	S	Joao FERNANDES	POR	Honda - Joao Fernandes	38:53.296	14	1 LAP	132.19	2:43.712
24	81	S	HUANG Shi Zhao	CHN	Yamaha - China Yingang Racing	38:53.889	14	1 LAP	132.16	2:43.408
25	31	S	HENDRIYANSYAH	INA	Yamaha - Zong Shen Racing Team	40:40.540	14	1 LAP	126.38	2:44.507

NOT CLASSIFIED

14			Adrian ARCHIBALD	GBR	Honda - Red Bull Honda Racing	18:34.173	7	D.N.F.	138.42	2:36.085
10			Dean ASHTON	GBR	Suzuki - A.P.C. Racing	11:16.338	4	D.N.F.	130.30	2:40.179
24			Mark MILLER	USA	Suzuki - Attack Suzuki	5:50.686	2	D.N.F.	125.65	2:59.977
36	S		TAI Seng Koo	MAS	Yamaha - Zong Shen Racing Team	6:45.342	2	D.N.F.	108.70	3:29.756
38	S		Yusuke TAKEYAMA	JPN	Yamaha - Zong Shen Racing Team	5:01.178	1	D.N.F.	73.15	
3			Vincent HASKOVEC	USA	Suzuki - Attack Suzuki		0	D.N.F.	N/A	
12			Jason GRIFFITHS	GBR	Suzuki - V & M Racing		0	D.N.F.	N/A	
40			Thomas OCHSENREITER	GER	Suzuki - Bridgestone Bikersprofi		0	D.N.F.	N/A	
68	S		David LEE	HKG	Yamaha - David Lee		0	D.N.F.	N/A	

FASTEST LAP


4			John MCGUINNESS		Honda - Honda Britain Paul Bird	2:29.173	4	147.69kph	91.77mph
82	S		Cameron DONALD		Yamaha - China Yingang Racing	2:37.995	9	139.44kph	86.64mph

Weather / Track : Sunny / Dry

MST Sports Timing

 Circuito Da Guia
 Circuit Length = 6.1200 km.
 Start: 09:35 End: 10:17

Clerk of Course	Stewards	Timekeeper
-----------------	----------	------------



35th Macau Motorcycle Grand Prix FINAL RESULT

POS	NO	CL	NAME	NAT	ENTRY	TIME	LAPS	GAP	KPH	BEST
1	4		John MCGUINNESS	GBR	Honda - Honda Britain Paul Bird	37:54.656	15		145.28	2:29.173
2	8		Roger BENNETT	GBR	Ducati - Reve Red Bull Ducati	37:59.810	15	5.154	144.95	2:30.541
3	2		David JEFFERIES	GBR	Yamaha - V & M Racing	38:43.667	15	49.011	142.22	2:32.547
4	6		Markus BARTH	GER	Suzuki - Team Suzuki Schafer	38:57.429	15	1:02.773	141.38	2:34.077
5	33		Thomas HINTERREITER	AUT	Suzuki - Rubatto Racing	39:01.881	15	1:07.225	141.11	2:34.461
6	5		Gus SCOTT	GBR	Honda - Honda Britain Paul Bird	39:02.152	15	1:07.496	141.10	2:34.156
7	11		Ian LOUGHER	GBR	Suzuki - TAS Suzuki GB	39:02.582	15	1:07.926	141.07	2:35.103
8	77		Ryan FARQUHAR	GBR	Yamaha - McAdoo Racing	39:02.696	15	1:08.040	141.06	2:34.434
9	17		Brian MORRISON	GBR	Suzuki - BMR	39:04.836	15	1:10.180	140.93	2:34.693
10	18		Marcel KELLENBERGER	SUI	Kawasaki - Team Bolliger	39:07.848	15	1:13.192	140.75	2:34.187
11	7		Iain DUFFUS	GBR	Suzuki - East Coast Superbikes	39:17.356	15	1:22.700	140.19	2:34.125
12	25		Pete JENNINGS	GBR	Suzuki - Derbi Motomax	39:22.384	15	1:27.728	139.89	2:35.593
13	19		Frank HEIDGER	GER	Yamaha - Team KFM Motorrader	39:23.180	15	1:28.524	139.84	2:36.165
14	22		Ronnie SMITH	GBR	Suzuki - MSS Performance	39:28.969	15	1:34.313	139.50	2:35.601
15	23		Steve ALLAN	GBR	Suzuki - MSS Performance	39:47.588	15	1:52.932	138.41	2:37.159
16	42		Benny JERZENBECK	GER	Suzuki - Bender 4 Star Racing	39:47.779	15	1:53.123	138.40	2:37.512
17	91		Denny MASCARENHAS	POR	Suzuki - Denny Mascarenhas	40:03.388	15	2:08.732	137.50	2:37.954
18	82	S	Cameron DONALD	AUS	Yamaha - China Yingang Racing	40:04.906	15	2:10.250	137.41	2:37.995
19	15		Nigel DAVIES	GBR	Suzuki - Dragon Racing	40:05.316	15	2:10.660	137.39	2:37.503
20	37	S	CHIA Tuck Cheong	MAS	Yamaha - Zong Shen Racing Team	40:00.465	14	1 LAP	135.25	2:40.807
21	32	S	LAW Hong Ching	HKG	Yamaha - Zong Shen Racing Team	40:35.379	14	1 LAP	133.21	2:42.937
22	30	S	SOU Se Hong	MAC	Yamaha - Zong Shen Racing Team	40:53.049	14	1 LAP	132.20	2:43.276
23	92	S	Joao FERNANDES	POR	Honda - Joao Fernandes	38:53.296	14	1 LAP	132.19	2:43.712
24	81	S	HUANG Shi Zhao	CHN	Yamaha - China Yingang Racing	38:53.889	14	1 LAP	132.16	2:43.408
25	31	S	HENDRIYANSYAH	INA	Yamaha - Zong Shen Racing Team	40:40.540	14	1 LAP	126.38	2:44.507

NOT CLASSIFIED

14			Adrian ARCHIBALD	GBR	Honda - Red Bull Honda Racing	18:34.173	7	D.N.F.	138.42	2:36.085
10			Dean ASHTON	GBR	Suzuki - A.P.C. Racing	11:16.338	4	D.N.F.	130.30	2:40.179
24			Mark MILLER	USA	Suzuki - Attack Suzuki	5:50.686	2	D.N.F.	125.65	2:59.977
36	S		TAI Seng Koo	MAS	Yamaha - Zong Shen Racing Team	6:45.342	2	D.N.F.	108.70	3:29.756
38	S		Yusuke TAKEYAMA	JPN	Yamaha - Zong Shen Racing Team	5:01.178	1	D.N.F.	73.15	
3			Vincent HASKOVEC	USA	Suzuki - Attack Suzuki		0	D.N.F.	N/A	
12			Jason GRIFFITHS	GBR	Suzuki - V & M Racing		0	D.N.F.	N/A	
40			Thomas OCHSENREITER	GER	Suzuki - Bridgestone Bikersprofi		0	D.N.F.	N/A	
68	S		David LEE	HKG	Yamaha - David Lee		0	D.N.F.	N/A	

FASTEST LAP


4			John MCGUINNESS		Honda - Honda Britain Paul Bird	2:29.173	4	147.69kph	91.77mph
82	S		Cameron DONALD		Yamaha - China Yingang Racing	2:37.995	9	139.44kph	86.64mph

Weather / Track : Sunny / Dry

MST Sports Timing


 Circuito Da Guia
 Circuit Length = 6.1200 km.
 Start: 09:35 End: 10:17

Clerk of Course	Stewards	Timekeeper
-----------------	----------	------------



**35th Macau Motorcycle Grand Prix
LAP CHART**

Lap 1			Lap 2			Lap 3			Lap 4			Lap 5		
No	Behind	Laptime	No	Behind	Laptime	No	Behind	Laptime	No	Behind	Laptime	No	Behind	Laptime
4		2:34.774	4		2:30.601	4		2:30.018	4		2:29.173	4		2:29.956
8	2.125	2:36.899	8	3.850	2:32.326	8	5.435	2:31.603	8	6.803	2:30.541	8	8.270	2:31.423
2	6.125	2:40.899	2	9.386	2:33.862	2	12.554	2:33.186	2	16.219	2:32.838	2	19.995	2:33.732
6	6.970	2:41.744	6	12.141	2:35.772	6	17.318	2:35.195	6	23.555	2:35.410	6	29.625	2:36.026
11	7.462	2:42.236	11	13.085	2:36.224	11	19.095	2:36.028	11	25.366	2:35.444	11	30.536	2:35.126
5	9.087	2:43.861	5	14.780	2:36.294	5	20.860	2:36.098	5	27.811	2:36.124	5	33.350	2:35.495
19	9.190	2:43.964	19	15.718	2:37.129	33	21.221	2:35.100	33	28.609	2:36.561	33	33.868	2:35.215
33	10.266	2:45.040	33	16.139	2:36.474	19	22.795	2:37.095	17	29.512	2:34.875	17	34.249	2:34.693
7	10.514	2:45.288	7	16.571	2:36.658	7	23.643	2:37.090	19	29.787	2:36.165	77	35.154	2:34.902
17	10.633	2:45.407	17	16.730	2:36.698	17	23.810	2:37.098	77	30.208	2:35.009	19	36.596	2:36.765
22	11.644	2:46.418	77	17.872	2:36.453	77	24.372	2:36.518	7	31.033	2:36.563	7	36.816	2:35.739
77	12.020	2:46.794	14	19.001	2:37.077	14	25.068	2:36.085	18	32.653	2:35.953	18	37.610	2:34.913
14	12.525	2:47.299	22	19.646	2:38.603	18	25.873	2:35.625	14	32.891	2:36.996	14	40.949	2:38.014
23	13.444	2:48.218	18	20.266	2:37.048	25	28.344	2:37.031	25	35.568	2:36.397	25	41.205	2:35.593
18	13.819	2:48.593	23	21.169	2:38.326	22	28.660	2:39.032	22	37.000	2:37.513	22	44.154	2:37.110
25	14.245	2:49.019	25	21.331	2:37.687	23	30.646	2:39.495	23	39.645	2:38.172	23	47.376	2:37.687
42	14.472	2:49.246	42	22.102	2:38.231	42	31.648	2:39.564	42	40.923	2:38.448	42	48.564	2:37.597
82	15.049	2:49.823	82	23.630	2:39.182	82	33.104	2:39.492	82	44.067	2:40.136	82	53.568	2:39.457
10	17.873	2:52.647	10	27.451	2:40.179	10	38.128	2:40.695	91	48.317	2:39.067	91	57.208	2:38.847
15	19.038	2:53.812	91	28.520	2:39.953	91	38.423	2:39.921	15	54.555	2:42.270	15	1:04.165	2:39.566
91	19.168	2:53.942	15	30.802	2:42.365	15	41.458	2:40.674	37	56.832	2:41.440	37	1:07.683	2:40.807
32	20.749	2:55.523	37	33.045	2:42.048	37	44.565	2:41.538	32	1:01.917	2:44.313	32	1:16.354	2:44.393
37	21.598	2:56.372	32	33.858	2:43.710	32	46.777	2:42.937	92	1:10.093	2:46.456	92	1:24.658	2:44.521
92	23.015	2:57.789	92	37.438	2:45.024	92	52.810	2:45.390	10	1:11.772	3:02.817P	81	1:26.018	2:43.408
31	23.267	2:58.041	81	40.086	2:47.080	30	57.052	2:46.966	81	1:12.566	2:44.595	30	1:27.006	2:43.276
30	23.497	2:58.271	30	40.104	2:47.208	81	57.144	2:47.076	30	1:13.686	2:45.807	31	1:28.993	2:44.507
81	23.607	2:58.381	31	40.584	2:47.918	31	57.920	2:47.354	31	1:14.442	2:45.695			
24	25.203	2:59.977	24	45.311	2:50.709P									
36	54.982	3:29.756	36	1:39.967	3:15.586P									
38	2:26.404	5:01.178P												



**35th Macau Motorcycle Grand Prix
LAP CHART**

(contd.)

Lap 6			Lap 7			Lap 8			Lap 9			Lap 10		
No	Behind	Laptime	No	Behind	Laptime	No	Behind	Laptime	No	Behind	Laptime	No	Behind	Laptime
4		2:30.156	4		2:30.936	4		2:30.792	4		2:31.657	4		2:32.203
8	9.920	2:31.806	8	10.722	2:31.738	8	11.791	2:31.861	8	11.426	2:31.292	8	10.228	2:31.005
2	23.426	2:33.587	2	26.508	2:34.018	2	29.847	2:34.131	2	33.997	2:35.807	2	37.787	2:35.993
6	33.976	2:34.507	6	37.527	2:34.487	6	40.812	2:34.077	6	43.277	2:34.122	6	45.687	2:34.613
11	35.483	2:35.103	11	39.842	2:35.295	11	44.274	2:35.224	31	1 LAP	3:36.257	11	52.265	2:35.732
33	38.777	2:35.065	33	42.623	2:34.782	77	47.126	2:34.434	11	48.736	2:36.119	5	52.994	2:34.156
5	39.430	2:36.236	5	43.081	2:34.587	5	47.430	2:35.141	77	50.566	2:35.097	77	54.411	2:36.048
17	39.673	2:35.580	77	43.484	2:34.498	33	47.799	2:35.968	5	51.041	2:35.268	17	54.984	2:35.119
77	39.922	2:34.924	17	44.026	2:35.289	17	48.360	2:35.126	33	51.513	2:35.371	33	55.234	2:35.924
7	40.785	2:34.125	7	44.534	2:34.685	7	48.912	2:35.170	17	52.068	2:35.365	7	56.659	2:36.202
19	42.733	2:36.293	19	48.365	2:36.568	19	53.977	2:36.404	7	52.660	2:35.405	18	1:03.744	2:35.852
18	43.094	2:35.640	18	48.647	2:36.489	18	54.531	2:36.676	18	1:00.095	2:37.221	19	1:05.683	2:37.504
25	48.073	2:37.024	25	53.708	2:36.571	25	1:00.765	2:37.849	19	1:00.382	2:38.062	31	1 LAP	2:53.643
14	50.541	2:39.748	14	58.559	2:38.954	22	1:03.465	2:35.601	25	1:05.573	2:36.465	25	1:09.955	2:36.585
22	51.407	2:37.409	22	58.656	2:38.185	23	1:08.532	2:37.973	22	1:08.039	2:36.231	22	1:12.678	2:36.842
23	54.379	2:37.159	23	1:01.351	2:37.908	42	1:11.363	2:38.121	23	1:16.889	2:40.014	23	1:24.021	2:39.335
42	56.316	2:37.908	42	1:04.034	2:38.654	82	1:19.510	2:39.088	42	1:17.218	2:37.512	42	1:24.568	2:39.553
82	1:02.729	2:39.317	82	1:11.214	2:39.421	91	1:21.757	2:39.041	82	1:25.848	2:37.995	82	1:32.263	2:38.618
91	1:05.721	2:38.669	91	1:13.508	2:38.723	15	1:30.869	2:39.793	91	1:28.884	2:38.784	91	1:36.634	2:39.953
15	1:13.573	2:39.564	15	1:21.868	2:39.231	37	1:39.421	2:41.681	15	1:38.094	2:38.882	15	1:44.634	2:38.743
37	1:18.555	2:41.028	37	1:28.532	2:40.913	32	1:58.710	2:45.308	37	1:49.150	2:41.386	37	1:58.768	2:41.821
32	1:30.680	2:44.482	32	1:44.194	2:44.450	30	2:07.521	2:45.021	32	2:10.857	2:43.804	32	2:22.676	2:44.022
92	1:38.998	2:44.496	92	1:52.745	2:44.683	92	2:07.834	2:45.881	81	2:22.007	2:45.594			
81	1:39.484	2:43.622	30	1:53.292	2:43.873	81	2:08.070	2:45.351	30	2:22.027	2:46.163			
30	1:40.355	2:43.505	81	1:53.511	2:44.963				92	2:22.569	2:46.392			
31	1:44.664	2:45.827	31	2:12.034	2:58.306P									



**35th Macau Motorcycle Grand Prix
LAP CHART**

(contd.)

Lap 11			Lap 12			Lap 13			Lap 14			Lap 15		
No	Behind	Laptime	No	Behind	Laptime	No	Behind	Laptime	No	Behind	Laptime	No	Behind	Laptime
4		2:35.031	4		2:32.956	4		2:32.037	4		2:30.818	4		2:33.548
30	1 LAP	2:48.400	32	1 LAP	2:45.439	8	5.050	2:31.167	8	5.364	2:31.132	8	5.154	2:33.338
81	1 LAP	2:48.584	8	5.920	2:32.141	32	1 LAP	2:45.286	32	1 LAP	2:45.331	37	1 LAP	2:43.253
92	1 LAP	2:48.552	30	1 LAP	2:47.443	92	1 LAP	2:46.207	2	45.439	2:35.656	32	1 LAP	2:46.381
8	6.735	2:31.538	81	1 LAP	2:47.297	30	1 LAP	2:46.579	30	1 LAP	2:46.423	2	49.011	2:37.120
2	39.651	2:36.895	92	1 LAP	2:47.101	81	1 LAP	2:46.843	81	1 LAP	2:46.220	30	1 LAP	2:44.114
6	45.660	2:35.004	2	39.242	2:32.547	2	40.601	2:33.396	92	1 LAP	2:47.092	92	1 LAP	2:43.712
5	53.072	2:35.109	6	48.342	2:35.638	6	51.685	2:35.380	6	57.179	2:36.312	81	1 LAP	2:44.875
11	53.631	2:36.397	5	55.382	2:35.266	5	59.113	2:35.768	5	1:04.771	2:36.476	6	1:02.773	2:39.142
77	55.546	2:36.166	11	56.684	2:36.009	11	1:00.063	2:35.416	11	1:05.255	2:36.010	33	1:07.225	2:34.461
17	56.050	2:36.097	77	58.054	2:35.464	77	1:01.010	2:34.993	77	1:05.610	2:35.418	5	1:07.496	2:36.273
33	56.149	2:35.946	17	58.584	2:35.490	17	1:01.693	2:35.146	17	1:06.141	2:35.266	11	1:07.926	2:36.219
7	58.218	2:36.590	33	58.895	2:35.702	33	1:01.989	2:35.131	33	1:06.312	2:35.141	77	1:08.040	2:35.978
18	1:03.536	2:34.823	7	1:03.033	2:37.771	18	1:08.595	2:35.300	18	1:11.964	2:34.187	17	1:10.180	2:37.587
19	1:07.851	2:37.199	18	1:05.332	2:34.752	7	1:09.240	2:38.244	7	1:16.674	2:38.252	18	1:13.192	2:34.776
25	1:11.451	2:36.527	19	1:14.052	2:39.157	25	1:18.873	2:36.600	25	1:25.051	2:36.996	7	1:22.700	2:39.574
22	1:14.072	2:36.425	25	1:14.310	2:35.815	19	1:19.984	2:37.969	19	1:25.575	2:36.409	25	1:27.728	2:36.225
31	1 LAP	2:51.424	22	1:17.974	2:36.858	22	1:23.331	2:37.394	22	1:29.653	2:37.140	19	1:28.524	2:36.497
23	1:27.202	2:38.212	23	1:32.346	2:38.100	23	1:38.480	2:38.171	23	1:47.229	2:39.567	22	1:34.313	2:38.208
42	1:27.729	2:38.192	42	1:32.661	2:37.888	42	1:39.034	2:38.410	42	1:47.669	2:39.453	23	1:52.932	2:39.251
82	1:37.001	2:39.769	31	1 LAP	2:50.585	82	1:52.027	2:40.880	82	2:03.668	2:42.459	42	1:53.123	2:39.002
91	1:42.304	2:40.701	82	1:43.184	2:39.139	91	1:56.564	2:39.411	91	2:04.326	2:38.580	91	2:08.732	2:37.954
15	1:47.796	2:38.193	91	1:49.190	2:39.842	15	1:59.591	2:38.862	15	2:06.705	2:37.932	82	2:10.250	2:40.130
37	2:06.350	2:42.613	15	1:52.766	2:37.926	31	1 LAP	2:52.868	31	1 LAP	2:52.542	15	2:10.660	2:37.503
			37	2:16.044	2:42.650	37	2:26.922	2:42.915				31	1 LAP	2:55.573

**35th Macau Motorcycle Grand Prix
SECTOR ANALYSIS**

2	David JEFFERIES		GBR		Yamaha - V & M Racing				
1 -	31.439 235.2	1:37.812	31.648 207.6	2:40.899	9 -	26.358 238.4	1:36.724	32.725 206.8	2:35.807
2 -	25.712 241.0	1:36.530	31.620 208.0	2:33.862	10 -	26.331 238.9	1:37.008	32.654 206.5	2:35.993
3 -	25.766 249.4	1:35.547	31.873 206.5	2:33.186	11 -	26.448 240.0	1:37.824	32.623 198.5	2:36.895
4 -	25.864 252.9	1:35.177	31.797 210.1	2:32.838	12 -	26.198 246.0	1:34.597	31.752 208.8	2:32.547
5 -	26.102 239.4	1:35.979	31.651 208.0	2:33.732	13 -	25.911 247.1	1:35.551	31.934 208.8	2:33.396
6 -	25.966 247.7	1:35.767	31.854 207.2	2:33.587	14 -	26.151 248.2	1:37.642	31.863 208.8	2:35.656
7 -	26.287 248.8	1:35.730	32.001 205.7	2:34.018	15 -	25.968 246.0	1:36.490	34.662 166.6	2:37.120
8 -	26.097 242.1	1:35.834	32.200 205.3	2:34.131					
3	Vincent HASKOVEC		USA		Suzuki - Attack Suzuki				
4	John MCGUINNESS		GBR		Honda - Honda Britain Paul Bird				
1 -	29.733 253.5	1:33.750	31.291 210.9	2:34.774	9 -	25.711 242.1	1:34.535	31.411 210.5	2:31.657
2 -	25.575 244.3	1:33.825	31.201 210.9	2:30.601	10 -	25.880 240.5	1:34.745	31.578 206.1	2:32.203
3 -	25.733 237.8	1:33.009	31.276 210.5	2:30.018	11 -	25.927 247.1	1:37.197	31.907 206.8	2:35.031
4 -	25.586 246.0	1:32.619	30.968 212.1	2:29.173	12 -	26.003 234.7	1:35.241	31.712 210.9	2:32.956
5 -	25.873 235.8	1:33.070	31.013 210.5	2:29.956	13 -	25.949 237.3	1:34.889	31.199 210.1	2:32.037
6 -	25.602 241.6	1:33.285	31.269 211.3	2:30.156	14 -	25.675 245.4	1:33.831	31.312 211.3	2:30.818
7 -	25.723 239.4	1:33.804	31.409 210.5	2:30.936	15 -	25.448 241.0	1:34.646	33.454 171.1	2:33.548
8 -	25.696 233.7	1:33.849	31.247 210.9	2:30.792					
5	Gus SCOTT		GBR		Honda - Honda Britain Paul Bird				
1 -	32.970	1:38.234	32.657 201.4	2:43.861	9 -	25.882 227.8	1:37.472	31.914 209.3	2:35.268
2 -	26.695 227.8	1:37.457	32.142 208.0	2:36.294	10 -	25.704 221.7	1:36.484	31.968 208.0	2:34.156
3 -	26.508 223.6	1:37.265	32.325 202.2	2:36.098	11 -	25.885 233.7	1:36.845	32.379 205.7	2:35.109
4 -	26.470 222.6	1:37.099	32.555 204.9	2:36.124	12 -	26.195 230.7	1:36.765	32.306 206.8	2:35.266
5 -	26.183 233.2	1:37.018	32.294 206.5	2:35.495	13 -	26.244 227.8	1:37.108	32.416 207.6	2:35.768
6 -	26.369 231.2	1:37.560	32.307 207.6	2:36.236	14 -	26.000 240.5	1:38.111	32.365 206.1	2:36.476
7 -	26.014 234.2	1:36.718	31.855 208.8	2:34.587	15 -	26.338 221.7	1:37.589	32.346 206.8	2:36.273
8 -	26.334 224.5	1:36.983	31.824 205.7	2:35.141					
6	Markus BARTH		GER		Suzuki - Team Suzuki Schafer				
1 -	31.290 235.2	1:38.225	32.229 203.7	2:41.744	9 -	26.029 239.4	1:36.440	31.653 203.3	2:34.122
2 -	26.206 240.5	1:37.353	32.213 199.2	2:35.772	10 -	26.166 236.8	1:36.571	31.876 203.7	2:34.613
3 -	26.436 236.8	1:36.796	31.963 204.9	2:35.195	11 -	26.194 237.8	1:36.882	31.928 200.0	2:35.004
4 -	26.360 238.9	1:36.865	32.185 202.6	2:35.410	12 -	26.325 238.4	1:37.246	32.067 203.0	2:35.638
5 -	26.141 232.7	1:37.050	32.835 203.3	2:36.026	13 -	26.412 229.2	1:36.748	32.220 201.4	2:35.380
6 -	26.270 238.4	1:36.463	31.774 200.3	2:34.507	14 -	26.447 231.7	1:37.407	32.458 200.7	2:36.312
7 -	26.198 232.7	1:36.549	31.740 203.3	2:34.487	15 -	26.735 229.2	1:39.138	33.269 174.1	2:39.142
8 -	26.133 238.4	1:36.114	31.830 204.1	2:34.077					
7	Iain DUFFUS		GBR		Suzuki - East Coast Superbikes				
1 -	32.006 209.7	1:40.788	32.494 207.6	2:45.288	9 -	25.886 223.6	1:37.599	31.920 208.4	2:35.405
2 -	26.123 231.7	1:38.384	32.151 207.6	2:36.658	10 -	25.896 225.0	1:38.033	32.273 204.5	2:36.202
3 -	26.324 219.0	1:38.718	32.048 206.1	2:37.090	11 -	26.196 243.2	1:37.832	32.562 201.1	2:36.590
4 -	26.411 225.0	1:38.225	31.927 207.2	2:36.563	12 -	26.530 242.1	1:38.507	32.734 203.3	2:37.771
5 -	26.007 231.7	1:37.458	32.274 206.8	2:35.739	13 -	26.534 233.7	1:38.732	32.978 201.1	2:38.244
6 -	25.871 238.9	1:36.450	31.804 207.6	2:34.125	14 -	26.395 216.8	1:38.936	32.921 203.0	2:38.252
7 -	25.990 240.5	1:36.977	31.718 209.3	2:34.685	15 -	26.736 237.8	1:39.508	33.330 203.0	2:39.574
8 -	25.918 216.4	1:37.462	31.790 206.5	2:35.170					

**35th Macau Motorcycle Grand Prix
SECTOR ANALYSIS**

(contd.)

8	Roger BENNETT		GBR		Ducati - Reve Red Bull Ducati				
1 -	31.074 243.7	1:34.460	31.365 204.9	2:36.899	9 -	26.244 240.5	1:33.803	31.245 206.8	2:31.292
2 -	26.158 240.5	1:34.946	31.222 206.8	2:32.326	10 -	26.306 238.4	1:33.467	31.232 206.8	2:31.005
3 -	26.250 237.3	1:34.048	31.305 207.2	2:31.603	11 -	26.368 241.0	1:33.945	31.225 208.8	2:31.538
4 -	26.112 235.2	1:33.107	31.322 206.5	2:30.541	12 -	25.972 234.2	1:34.912	31.257 206.8	2:32.141
5 -	26.424 230.2	1:33.874	31.125 207.6	2:31.423	13 -	26.097 242.6	1:33.748	31.322 206.8	2:31.167
6 -	26.393 236.8	1:34.055	31.358 207.2	2:31.806	14 -	26.178 240.0	1:33.554	31.400 207.2	2:31.132
7 -	26.389 234.7	1:34.142	31.207 206.5	2:31.738	15 -	26.133 246.0	1:34.983	32.222 194.9	2:33.338
8 -	26.323 243.7	1:34.158	31.380 208.0	2:31.861					
10	Dean ASHTON		GBR		Suzuki - A.P.C. Racing				
1 -	34.609 222.2	1:45.389	32.649 202.6	2:52.647	3 -	27.753 238.4	1:39.629	33.313 199.2	2:40.695
2 -	27.326 225.9	1:40.127	32.726 200.0	2:40.179	4 -	28.378 219.5	1:43.173	51.266	3:02.817P
11	Ian LOUGHER		GBR		Suzuki - TAS Suzuki GB				
1 -	32.578	1:37.454	32.204 210.9	2:42.236	9 -	26.511 220.8	1:37.375	32.233 211.3	2:36.119
2 -	26.456 221.3	1:37.592	32.176 212.5	2:36.224	10 -	26.546 222.6	1:37.175	32.011 210.5	2:35.732
3 -	26.339 223.6	1:37.381	32.308 213.0	2:36.028	11 -	26.487 223.6	1:37.518	32.392 211.7	2:36.397
4 -	26.347 216.4	1:36.927	32.170 212.5	2:35.444	12 -	26.273 221.3	1:37.746	31.990 211.7	2:36.009
5 -	26.205 223.6	1:36.719	32.202 213.4	2:35.126	13 -	26.513 225.9	1:36.677	32.226 213.0	2:35.416
6 -	26.213 217.3	1:36.871	32.019 212.5	2:35.103	14 -	26.257 214.7	1:37.293	32.460 212.5	2:36.010
7 -	26.470 212.5	1:36.786	32.039 213.4	2:35.295	15 -	26.092 220.8	1:37.423	32.704 212.5	2:36.219
8 -	26.360 215.5	1:37.042	31.822 212.1	2:35.224					
12	Jason GRIFFITHS		GBR		Suzuki - V & M Racing				
14	Adrian ARCHIBALD		GBR		Honda - Red Bull Honda Racing				
1 -	32.869	1:42.350	32.080 205.7	2:47.299	5 -	26.659 218.6	1:39.047	32.308 205.7	2:38.014
2 -	26.519 218.1	1:38.525	32.033 208.8	2:37.077	6 -	27.043	1:40.335	32.370 204.5	2:39.748
3 -	26.583 225.0	1:37.744	31.758 207.6	2:36.085	7 -	26.935 229.7	1:39.295	32.724 204.9	2:38.954
4 -	26.361 218.1	1:38.639	31.996 207.2	2:36.996					
15	Nigel DAVIES		GBR		Suzuki - Dragon Racing				
1 -	35.276 208.0	1:45.006	33.530 192.5	2:53.812	9 -	27.518 209.3	1:38.089	33.275 191.1	2:38.882
2 -	27.796 213.4	1:40.858	33.711 191.8	2:42.365	10 -	27.275 209.3	1:37.977	33.491 191.8	2:38.743
3 -	27.517 210.9	1:39.692	33.465 193.5	2:40.674	11 -	27.209 214.2	1:37.644	33.340 192.1	2:38.193
4 -	27.558 200.3	1:40.873	33.839 191.4	2:42.270	12 -	26.960 215.1	1:37.754	33.212 193.5	2:37.926
5 -	27.499 216.0	1:38.777	33.290 192.1	2:39.566	13 -	26.957 210.5	1:38.608	33.297 194.2	2:38.862
6 -	27.260 210.5	1:39.111	33.193 189.8	2:39.564	14 -	27.038 214.2	1:37.949	32.945 193.8	2:37.932
7 -	27.260 211.3	1:38.666	33.305 190.4	2:39.231	15 -	26.899 205.3	1:37.792	32.812 194.2	2:37.503
8 -	27.355 205.7	1:38.614	33.824 190.1	2:39.793					

**35th Macau Motorcycle Grand Prix
SECTOR ANALYSIS**

(contd.)

17	Brian MORRISON		GBR		Suzuki - BMR								
1 -	31.595	222.6	1:41.633	32.179	208.0	2:45.407	9 -	26.011	221.7	1:37.547	31.807	207.2	2:35.365
2 -	26.308	219.9	1:38.302	32.088	208.0	2:36.698	10 -	26.019		1:36.888	32.212	202.6	2:35.119
3 -	26.361	217.3	1:38.758	31.979	207.2	2:37.098	11 -	26.157	222.6	1:37.622	32.318	204.5	2:36.097
4 -	26.170	222.6	1:37.086	31.619	204.1	2:34.875	12 -	26.063	218.1	1:37.420	32.007	206.5	2:35.490
5 -	26.037	221.7	1:36.887	31.769	207.2	2:34.693	13 -	26.024	218.6	1:37.043	32.079	204.1	2:35.146
6 -	26.189		1:37.174	32.217	205.3	2:35.580	14 -	26.171	225.9	1:36.994	32.101	203.7	2:35.266
7 -	26.080		1:37.293	31.916	206.5	2:35.289	15 -	26.107	217.7	1:38.665	32.815	198.1	2:37.587
8 -	25.914	221.3	1:37.344	31.868	206.1	2:35.126							
18	Marcel KELLENBERGER		SUI		Kawasaki - Team Bolliger								
1 -	33.985		1:41.914	32.694	201.1	2:48.593	9 -	26.388	228.8	1:38.644	32.189	200.3	2:37.221
2 -	26.634	224.0	1:38.072	32.342	201.1	2:37.048	10 -	26.606	231.7	1:37.135	32.111	202.2	2:35.852
3 -	26.284		1:37.402	31.939	203.3	2:35.625	11 -	26.762	226.4	1:36.125	31.936	203.0	2:34.823
4 -	26.213	224.5	1:37.501	32.239	201.8	2:35.953	12 -	26.645	231.7	1:36.356	31.751	203.7	2:34.752
5 -	26.344	233.2	1:36.606	31.963	202.2	2:34.913	13 -	26.606	230.7	1:36.797	31.897	202.2	2:35.300
6 -	26.404	223.6	1:37.011	32.225	201.4	2:35.640	14 -	26.564	231.2	1:35.874	31.749	203.0	2:34.187
7 -	26.553	221.3	1:37.795	32.141	204.1	2:36.489	15 -	26.513	242.1	1:35.993	32.270	203.0	2:34.776
8 -	26.235	236.8	1:38.203	32.238	203.0	2:36.676							
19	Frank HEIDGER		GER		Yamaha - Team KFM Motorrad								
1 -	33.078		1:38.790	32.096	201.8	2:43.964	9 -	26.435	225.9	1:38.586	33.041	201.1	2:38.062
2 -	26.720	219.9	1:38.217	32.192	199.6	2:37.129	10 -	26.517	218.1	1:38.486	32.501	201.1	2:37.504
3 -	26.840	226.4	1:38.364	31.891	199.2	2:37.095	11 -	26.561	228.8	1:38.171	32.467	200.3	2:37.199
4 -	26.494	225.9	1:37.558	32.113	200.7	2:36.165	12 -	26.508	233.2	1:39.463	33.186	196.7	2:39.157
5 -	26.421	210.1	1:38.110	32.234	200.0	2:36.765	13 -	26.893	219.0	1:38.710	32.366	202.2	2:37.969
6 -	26.591	215.5	1:37.439	32.263	199.2	2:36.293	14 -	26.741	230.2	1:37.647	32.021	202.6	2:36.409
7 -	26.620	228.8	1:37.648	32.300	200.7	2:36.568	15 -	26.500	213.4	1:37.608	32.389	198.8	2:36.497
8 -	26.444	226.8	1:37.869	32.091	199.6	2:36.404							
22	Ronnie SMITH		GBR		Suzuki - MSS Performance								
1 -	33.558	240.0	1:40.366	32.494	203.7	2:46.418	9 -	26.387	222.6	1:37.221	32.623	203.7	2:36.231
2 -	26.543	225.0	1:39.105	32.955	203.0	2:38.603	10 -	26.609	220.8	1:37.656	32.577	203.0	2:36.842
3 -	26.846	225.4	1:39.133	33.053	202.6	2:39.032	11 -	26.604	220.8	1:37.596	32.225	201.1	2:36.425
4 -	26.816	217.7	1:38.149	32.548	203.0	2:37.513	12 -	26.692	220.4	1:37.617	32.549	200.7	2:36.858
5 -	26.438	227.3	1:37.854	32.818	204.1	2:37.110	13 -	26.736	231.7	1:38.332	32.326	198.5	2:37.394
6 -	26.747	222.6	1:38.136	32.526	204.1	2:37.409	14 -	26.661	237.8	1:37.963	32.516	198.5	2:37.140
7 -	26.558	218.6	1:39.199	32.428		2:38.185	15 -	26.864	228.8	1:38.474	32.870	199.2	2:38.208
8 -	26.634	229.7	1:36.556	32.411	204.1	2:35.601							
23	Steve ALLAN		GBR		Suzuki - MSS Performance								
1 -	33.620		1:41.818	32.780	194.9	2:48.218	9 -	26.859	229.7	1:40.055	33.100	197.8	2:40.014
2 -	26.888	229.7	1:39.159	32.279	202.6	2:38.326	10 -	26.971	216.4	1:39.742	32.622	203.0	2:39.335
3 -	26.524	233.2	1:40.557	32.414	201.4	2:39.495	11 -	26.784	230.2	1:38.803	32.625	202.6	2:38.212
4 -	26.560	236.8	1:39.244	32.368	199.2	2:38.172	12 -	26.952	231.2	1:38.729	32.419	201.8	2:38.100
5 -	26.665	234.7	1:38.618	32.404	200.7	2:37.687	13 -	26.569	236.3	1:39.088	32.514	203.0	2:38.171
6 -	26.167	238.4	1:38.790	32.202	200.3	2:37.159	14 -	26.967	238.9	1:39.912	32.688	202.2	2:39.567
7 -	26.307	237.8	1:38.387	33.214	183.6	2:37.908	15 -	26.777	241.6	1:39.817	32.657	201.4	2:39.251
8 -	26.731	231.2	1:38.281	32.961	203.3	2:37.973							
24	Mark MILLER		USA		Suzuki - Attack Suzuki								
1 -	32.397	221.3	1:54.643	32.937	208.0	2:59.977	2 -	27.782	212.1	1:42.454	40.473		2:50.709P

**35th Macau Motorcycle Grand Prix
SECTOR ANALYSIS**

(contd.)

25	Pete JENNINGS			GBR	Suzuki - Derbi Motomax								
1 -	34.139	1:42.524	32.356	198.8	2:49.019	9 -	26.758	233.2	1:37.835	31.872	204.1	2:36.465	
2 -	26.593	240.5	1:39.082	32.012	204.5	2:37.687	10 -	26.686	236.3	1:37.946	31.953	204.1	2:36.585
3 -	26.435	238.9	1:38.282	32.314	203.7	2:37.031	11 -	26.773	236.8	1:37.624	32.130	204.1	2:36.527
4 -	26.726	229.2	1:37.760	31.911	202.6	2:36.397	12 -	26.526	242.1	1:37.407	31.882	203.3	2:35.815
5 -	26.757	231.7	1:36.932	31.904	203.3	2:35.593	13 -	26.534	232.7	1:37.682	32.384	200.7	2:36.600
6 -	26.723	234.7	1:38.164	32.137	203.0	2:37.024	14 -	26.840	234.2	1:38.333	31.823	204.5	2:36.996
7 -	26.867	237.8	1:37.882	31.822	203.7	2:36.571	15 -	26.638	237.8	1:37.489	32.098	201.4	2:36.225
8 -	26.961	241.0	1:38.924	31.964	203.3	2:37.849							
30	SOU Se Hong			MAC	Yamaha - Zong Shen Racing Team								
1 -	37.316	232.2	1:47.058	33.897	186.5	2:58.271	8 -	28.745	224.5	1:42.246	34.030	184.3	2:45.021
2 -	29.856		1:43.269	34.083		2:47.208	9 -	28.904	222.6	1:43.294	33.965		2:46.163
3 -	29.064	224.0	1:43.469	34.433	186.2	2:46.966	10 -	29.142	232.2	1:45.058	34.200	185.2	2:48.400
4 -	28.729	214.7	1:43.177	33.901	186.5	2:45.807	11 -	28.546	230.7	1:44.247	34.650	186.2	2:47.443
5 -	28.285	229.2	1:41.383	33.608	187.1	2:43.276	12 -	28.716	229.7	1:43.562	34.301		2:46.579
6 -	28.295	222.2	1:41.811	33.399	187.8	2:43.505	13 -	29.144	234.7	1:43.000	34.279	186.8	2:46.423
7 -	28.336	214.7	1:41.807	33.730	187.5	2:43.873	14 -	28.602	229.7	1:41.743	33.769	185.5	2:44.114
31	HENDRIYANSYAH			INA	Yamaha - Zong Shen Racing Team								
1 -	37.427		1:46.291	34.323	186.8	2:58.041	8 -	1:13.729	204.5	1:47.134	35.394	180.9	3:36.257
2 -	30.039	187.1	1:44.152	33.727	190.1	2:47.918	9 -	30.235	194.5	1:48.877	34.531	184.9	2:53.643
3 -	30.093	192.5	1:43.008	34.253	187.5	2:47.354	10 -	30.316	194.9	1:46.150	34.958	183.6	2:51.424
4 -	28.830	208.4	1:43.023	33.842	187.8	2:45.695	11 -	30.676	185.2	1:44.600	35.309	176.7	2:50.585
5 -	28.924	195.2	1:41.602	33.981	188.8	2:44.507	12 -	30.791	191.1	1:47.165	34.912	183.3	2:52.868
6 -	29.146	197.0	1:42.466	34.215	187.1	2:45.827	13 -	31.076	194.5	1:46.545	34.921	183.0	2:52.542
7 -	29.318	197.8	1:43.780	45.208		2:58.306P	14 -	31.363	188.8	1:48.532	35.678	174.1	2:55.573
32	LAW Hong Ching			HKG	Yamaha - Zong Shen Racing Team								
1 -	36.152	127.8	1:45.722	33.649	182.1	2:55.523	8 -	29.065	223.6	1:40.984	35.259	183.3	2:45.308
2 -	28.615	210.1	1:41.110	33.985	182.7	2:43.710	9 -	28.895	216.8	1:40.326	34.583	182.7	2:43.804
3 -	28.718	218.6	1:40.091	34.128	181.8	2:42.937	10 -	29.050	223.6	1:40.512	34.460	181.8	2:44.022
4 -	28.848	221.3	1:40.945	34.520	183.6	2:44.313	11 -	29.058	204.9	1:41.203	35.178		2:45.439
5 -	28.962	198.8	1:40.959	34.472	182.4	2:44.393	12 -	29.041	211.3	1:41.858	34.387	183.9	2:45.286
6 -	28.952	219.9	1:41.351	34.179	181.5	2:44.482	13 -	29.249	210.9	1:41.626	34.456	183.0	2:45.331
7 -	29.052	217.7	1:41.114	34.284	182.1	2:44.450	14 -	29.165	211.7	1:42.584	34.632	173.0	2:46.381
33	Thomas HINTERREITER			AUT	Suzuki - Rubatto Racing								
1 -	32.525	220.8	1:40.079	32.436	205.3	2:45.040	9 -	26.155	242.6	1:37.284	31.932	208.0	2:35.371
2 -	26.552	229.7	1:37.882	32.040	206.1	2:36.474	10 -	26.531	230.2	1:37.330	32.063	206.5	2:35.924
3 -	26.479	241.0	1:36.558	32.063	205.3	2:35.100	11 -	26.176	238.4	1:37.679	32.091	206.5	2:35.946
4 -	26.611	238.4	1:36.919	33.031	194.9	2:36.561	12 -	26.162	234.2	1:37.518	32.022	208.4	2:35.702
5 -	26.664	242.6	1:36.655	31.896	206.1	2:35.215	13 -	26.014	243.2	1:37.015	32.102	207.6	2:35.131
6 -	26.526	237.8	1:36.410	32.129	205.7	2:35.065	14 -	26.111	231.7	1:37.260	31.770	209.3	2:35.141
7 -	26.452	251.7	1:36.472	31.858	205.3	2:34.782	15 -	26.001		1:36.811	31.649	206.1	2:34.461
8 -	26.925	220.4	1:37.139	31.904	208.0	2:35.968							
36	TAI Seng Koo			MAS	Yamaha - Zong Shen Racing Team								
1 -	36.780	137.5	2:15.857	37.119	182.1	3:29.756	2 -	30.169	194.9	1:49.490	55.927		3:15.586P

**35th Macau Motorcycle Grand Prix
SECTOR ANALYSIS**

(contd.)

37	CHIA Tuck Cheong		MAS		Yamaha - Zong Shen Racing Team								
1 -	35.103	222.6	1:47.484	33.785	184.9	2:56.372	8 -	28.026	225.4	1:40.162	33.493	186.5	2:41.681
2 -	27.930	209.3	1:40.530	33.588	187.8	2:42.048	9 -	27.790	216.8	1:40.282	33.314	185.5	2:41.386
3 -	27.874	222.2	1:40.300	33.364	187.1	2:41.538	10 -	27.976	226.8	1:40.308	33.537	186.8	2:41.821
4 -	27.689	225.4	1:40.356	33.395	187.1	2:41.440	11 -	28.015	227.3	1:40.887	33.711	186.2	2:42.613
5 -	27.662	230.7	1:39.818	33.327	186.8	2:40.807	12 -	28.208	221.7	1:40.762	33.680	183.3	2:42.650
6 -	27.719	231.2	1:39.730	33.579	185.2	2:41.028	13 -	28.117	224.5	1:40.974	33.824	186.2	2:42.915
7 -	27.806	225.0	1:39.571	33.536	183.9	2:40.913	14 -	28.171	231.7	1:40.926	34.156	184.3	2:43.253
38	Yusuke TAKEYAMA		JPN		Yamaha - Zong Shen Racing Team								
1 -	34.686	218.6	2:59.641	1:26.851	X:00.000P								
40	Thomas OCHSENREITER		GER		Suzuki - Bridgestone Bikersprofi								
42	Benny JERZENBECK		GER		Suzuki - Bender 4 Star Racing								
1 -	33.786		1:42.340	33.120	206.8	2:49.246	9 -	26.860	234.2	1:37.900	32.752	203.0	2:37.512
2 -	27.025	238.4	1:38.824	32.382	208.8	2:38.231	10 -	26.977	228.3	1:39.544	33.032	209.3	2:39.553
3 -	26.836	236.3	1:40.118	32.610	205.7	2:39.564	11 -	26.781	231.2	1:38.637	32.774	210.5	2:38.192
4 -	27.029	227.8	1:38.847	32.572	206.8	2:38.448	12 -	26.839	215.5	1:38.576	32.473	206.1	2:37.888
5 -	26.781	234.7	1:38.281	32.535	205.7	2:37.597	13 -	26.617	227.8	1:39.030	32.763	210.1	2:38.410
6 -	26.875	233.7	1:38.165	32.868	208.8	2:37.908	14 -	26.672	218.1	1:39.857	32.924	209.3	2:39.453
7 -	26.917	227.8	1:38.906	32.831	208.0	2:38.654	15 -	26.886	229.7	1:39.405	32.711	207.2	2:39.002
8 -	26.717	230.2	1:38.776	32.628	208.4	2:38.121							
68	David LEE		HKG		Yamaha - David Lee								
77	Ryan FARQUHAR		GBR		Yamaha - McAdoo Racing								
1 -	33.871		1:40.495	32.428	208.4	2:46.794	9 -	26.001	229.2	1:37.408	31.688	206.5	2:35.097
2 -	26.023	236.3	1:37.998	32.432	206.8	2:36.453	10 -	26.015	216.0	1:38.119	31.914	203.7	2:36.048
3 -	26.365	216.4	1:38.178	31.975	204.1	2:36.518	11 -	26.459	229.7	1:37.560	32.147	206.8	2:36.166
4 -	25.741		1:37.692	31.576	208.8	2:35.009	12 -	26.194	225.0	1:37.202	32.068	207.6	2:35.464
5 -	25.853	230.7	1:37.098	31.951	204.9	2:34.902	13 -	26.069	223.1	1:36.939	31.985	208.4	2:34.993
6 -	25.929	231.2	1:37.249	31.746	211.3	2:34.924	14 -	25.854	229.2	1:37.531	32.033	208.0	2:35.418
7 -	25.758	236.8	1:36.980	31.760	209.3	2:34.498	15 -	26.043	226.8	1:38.053	31.882	206.8	2:35.978
8 -	25.837	236.3	1:36.701	31.896	206.8	2:34.434							
81	HUANG Shi Zhao		CHN		Yamaha - China Yingang Racing								
1 -	36.497	128.2	1:48.090	33.794	190.1	2:58.381	8 -	28.801	207.6	1:42.734	33.816	191.8	2:45.351
2 -	29.603	192.8	1:43.511	33.966	185.8	2:47.080	9 -	28.497		1:43.403	33.694	184.6	2:45.594
3 -	30.108	216.8	1:42.554	34.414	188.8	2:47.076	10 -	29.578	216.0	1:44.203	34.803	189.8	2:48.584
4 -	28.833	231.7	1:41.471	34.291	188.1	2:44.595	11 -	28.770	219.9	1:43.870	34.657		2:47.297
5 -	28.720	219.9	1:41.035	33.653	189.8	2:43.408	12 -	29.366	219.9	1:43.352	34.125	171.7	2:46.843
6 -	28.879	217.3	1:40.865	33.878	187.1	2:43.622	13 -	28.968	214.7	1:43.308	33.944		2:46.220
7 -	28.663	213.4	1:42.598	33.702	190.4	2:44.963	14 -	29.077	219.9	1:41.979	33.819	190.4	2:44.875

**35th Macau Motorcycle Grand Prix
SECTOR ANALYSIS**

(contd.)

82	Cameron DONALD				AUS	Yamaha - China Yingang Racing							
1 -	35.395	218.6	1:41.382	33.046	190.1	2:49.823	9 -	27.712	234.2	1:37.179	33.104	190.1	2:37.995
2 -	27.646	242.1	1:38.226	33.310	190.1	2:39.182	10 -	28.022	229.2	1:37.629	32.967	189.8	2:38.618
3 -	27.931	235.8	1:38.292	33.269	189.4	2:39.492	11 -	28.114	231.2	1:38.417	33.238	190.1	2:39.769
4 -	27.880	235.2	1:39.016	33.240	190.1	2:40.136	12 -	28.134	228.3	1:37.935	33.070	189.1	2:39.139
5 -	28.051	232.2	1:38.289	33.117	189.8	2:39.457	13 -	28.359	223.1	1:38.994	33.527	188.8	2:40.880
6 -	27.965	230.2	1:38.054	33.298	189.8	2:39.317	14 -	28.438	230.7	1:40.172	33.849	190.4	2:42.459
7 -	28.037	233.7	1:38.133	33.251	190.4	2:39.421	15 -	28.194	228.8	1:38.687	33.249	183.0	2:40.130
8 -	27.622	235.2	1:37.983	33.483	188.1	2:39.088							
91	Denny MASCARENHAS				POR	Suzuki - Denny Mascarenhas							
1 -	35.851	120.5	1:45.517	32.574	202.6	2:53.942	9 -	27.055	250.5	1:39.316	32.413	202.2	2:38.784
2 -	27.213	236.8	1:40.367	32.373	201.8	2:39.953	10 -	27.057	241.6	1:40.436	32.460	200.3	2:39.953
3 -	27.118	236.3	1:40.336	32.467	204.1	2:39.921	11 -	27.571	234.7	1:40.559	32.571	197.4	2:40.701
4 -	27.246	241.0	1:39.381	32.440	199.2	2:39.067	12 -	27.401	246.5	1:40.141	32.300	203.0	2:39.842
5 -	26.838	249.4	1:39.524	32.485	201.4	2:38.847	13 -	27.077	251.7	1:39.792	32.542	200.3	2:39.411
6 -	27.125	242.6	1:39.210	32.334	199.6	2:38.669	14 -	27.075	246.5	1:39.237	32.268	203.0	2:38.580
7 -	26.989	244.3	1:39.398	32.336	201.4	2:38.723	15 -	26.767	244.8	1:39.245	31.942	202.6	2:37.954
8 -	26.947	239.4	1:39.363	32.731	201.8	2:39.041							
92	Joao FERNANDES				POR	Honda - Joao Fernandes							
1 -	37.640		1:45.512	34.637	188.1	2:57.789	8 -	29.425	210.5	1:42.688	33.768	189.1	2:45.881
2 -	29.215	216.8	1:41.445	34.364	186.8	2:45.024	9 -	28.694	208.0	1:44.075	33.623	187.5	2:46.392
3 -	29.086	213.0	1:41.865	34.439	186.5	2:45.390	10 -	28.792	218.1	1:45.464	34.296	188.4	2:48.552
4 -	29.072	213.8	1:42.834	34.550	181.2	2:46.456	11 -	28.530	219.9	1:43.979	34.592	187.1	2:47.101
5 -	29.172	221.3	1:40.922	34.427	186.8	2:44.521	12 -	28.853	223.1	1:43.232	34.122	185.5	2:46.207
6 -	28.965	219.9	1:41.597	33.934	187.1	2:44.496	13 -	29.081	211.7	1:44.255	33.756	189.4	2:47.092
7 -	29.078	208.4	1:41.586	34.019	186.8	2:44.683	14 -	28.891	217.3	1:41.475	33.346	189.4	2:43.712

35th Macau Motorcycle Grand Prix BEST SECTOR TIMES

SECTOR 1				SECTOR 2				SECTOR 3				IDEAL / BEST COMPARISON				
POS	NO	NAME	TIME	NO	NAME	TIME	NO	NAME	TIME	POS	NO	NAME	IDEAL	BEST	DIFF	
1	4	MCGUINNESS	25.448	4	MCGUINNESS	1:32.619	4	MCGUINNESS	30.968	1	4	MCGUINNESS	2:29.035	2:29.173	0.138	
2	5	SCOTT	25.704	8	BENNETT	1:33.107	8	BENNETT	31.125	2	8	BENNETT	2:30.204	2:30.541	0.337	
3	2	JEFFERIES	25.712	2	JEFFERIES	1:34.597	77	FARQUHAR	31.576	3	2	JEFFERIES	2:31.929	2:32.547	0.618	
4	77	FARQUHAR	25.741	18	KELLENBERGE	1:35.874	17	MORRISON	31.619	4	6	BARTH	2:33.796	2:34.077	0.281	
5	7	DUFFUS	25.871	6	BARTH	1:36.114	2	JEFFERIES	31.620	5	18	KELLENBERGE	2:33.836	2:34.187	0.351	
6	17	MORRISON	25.914	33	HINTERREITER	1:36.410	33	HINTERREITER	31.649	6	5	SCOTT	2:34.012	2:34.156	0.144	
7	8	BENNETT	25.972	7	DUFFUS	1:36.450	6	BARTH	31.653	7	77	FARQUHAR	2:34.018	2:34.434	0.416	
8	33	HINTERREITER	26.001	5	SCOTT	1:36.484	7	DUFFUS	31.718	8	7	DUFFUS	2:34.039	2:34.125	0.086	
9	6	BARTH	26.029	22	SMITH	1:36.556	18	KELLENBERGE	31.749	9	33	HINTERREITER	2:34.060	2:34.461	0.401	
10	11	LOUGHER	26.092	11	LOUGHER	1:36.677	14	ARCHIBALD	31.758	10	17	MORRISON	2:34.420	2:34.693	0.273	
11	23	ALLAN	26.167	77	FARQUHAR	1:36.701	11	LOUGHER	31.822	11	11	LOUGHER	2:34.591	2:35.103	0.512	
12	18	KELLENBERGE	26.213	17	MORRISON	1:36.887	25	JENNINGS	31.822	12	22	SMITH	2:35.168	2:35.601	0.433	
13	14	ARCHIBALD	26.361	25	JENNINGS	1:36.932	5	SCOTT	31.824	13	25	JENNINGS	2:35.189	2:35.593	0.404	
14	22	SMITH	26.387	82	DONALD	1:37.179	19	HEIDGER	31.891	14	19	HEIDGER	2:35.751	2:36.165	0.414	
15	19	HEIDGER	26.421	19	HEIDGER	1:37.439	91	MASCARENHA	31.942	15	14	ARCHIBALD	2:35.863	2:36.085	0.222	
16	25	JENNINGS	26.435	15	DAVIES	1:37.644	23	ALLAN	32.202	16	23	ALLAN	2:36.650	2:37.159	0.509	
17	42	JERZENBECK	26.617	14	ARCHIBALD	1:37.744	22	SMITH	32.225	17	42	JERZENBECK	2:36.899	2:37.512	0.613	
18	91	MASCARENHA	26.767	42	JERZENBECK	1:37.900	42	JERZENBECK	32.382	18	15	DAVIES	2:37.355	2:37.503	0.148	
19	15	DAVIES	26.899	23	ALLAN	1:38.281	10	ASHTON	32.649	19	82	DONALD	2:37.768	2:37.995	0.227	
20	10	ASHTON	27.326	91	MASCARENHA	1:39.210	15	DAVIES	32.812	20	91	MASCARENHA	2:37.919	2:37.954	0.035	
21	82	DONALD	27.622	37	CHIA Tuck	1:39.571	24	MILLER	32.937	21	10	ASHTON	2:39.604	2:40.179	0.575	
22	37	CHIA Tuck	27.662	10	ASHTON	1:39.629	82	DONALD	32.967	22	37	CHIA Tuck	2:40.547	2:40.807	0.260	
23	24	MILLER	27.782	32	LAW Hong	1:40.091	37	CHIA Tuck	33.314	23	32	LAW Hong	2:42.355	2:42.937	0.582	
24	30	SOU Se Hong	28.285	81	HUANG Shi	1:40.865	92	FERNANDES	33.346	24	92	FERNANDES	2:42.798	2:43.712	0.914	
25	81	HUANG Shi	28.497	92	FERNANDES	1:40.922	30	SOU Se Hong	33.399	25	81	HUANG Shi	2:43.015	2:43.408	0.393	
26	92	FERNANDES	28.530	30	SOU Se Hong	1:41.383	32	LAW Hong	33.649	26	30	SOU Se Hong	2:43.067	2:43.276	0.209	
27	32	LAW Hong	28.615	31	HENDRIYANSY	1:41.602	81	HUANG Shi	33.653	27	24	MILLER	2:43.173	2:50.709	7.536	
28	31	HENDRIYANSY	28.830	24	MILLER	1:42.454	31	HENDRIYANSY	33.727	28	31	HENDRIYANSY	2:44.159	2:44.507	0.348	
29	36	TAI Seng Koo	30.169	36	TAI Seng Koo	1:49.490	36	TAI Seng Koo	37.119	29	36	TAI Seng Koo	2:56.778	3:15.586	18.808	
30	38	TAKEYAMA	34.686	38	TAKEYAMA	2:59.641	38	TAKEYAMA	1:26.851	30	38	TAKEYAMA	5:01.178	5:01.178	0.000	
													Perfect Lap	2:29.035		

Circuito Da Guia
Circuit Length = 6.120 kilometre
Start: 09:39 End: 10:17

MST sports timing



35th Macau Motorcycle Grand Prix SPEED TRAP - FINISH LINE

POS	NO	CL	NAME	NAT	ENTRY	KPH
1	11		Ian LOUGHER	GBR	Suzuki - TAS Suzuki GB	213.4
2	4		John MCGUINNESS	GBR	Honda - Honda Britain Paul Bird	212.1
3	77		Ryan FARQUHAR	GBR	Yamaha - McAdoo Racing	211.3
4	42		Benny JERZENBECK	GER	Suzuki - Bender 4 Star Racing	210.5
5	2		David JEFFERIES	GBR	Yamaha - V & M Racing	210.1
6	33		Thomas HINTERREITER	AUT	Suzuki - Rubatto Racing	209.3
7	5		Gus SCOTT	GBR	Honda - Honda Britain Paul Bird	209.3
8	7		Iain DUFFUS	GBR	Suzuki - East Coast Superbikes	209.3
9	8		Roger BENNETT	GBR	Ducati - Reve Red Bull Ducati	208.8
10	14		Adrian ARCHIBALD	GBR	Honda - Red Bull Honda Racing	208.8
11	24		Mark MILLER	USA	Suzuki - Attack Suzuki	208.0
12	17		Brian MORRISON	GBR	Suzuki - BMR	208.0
13	6		Markus BARTH	GER	Suzuki - Team Suzuki Schafer	204.9
14	25		Pete JENNINGS	GBR	Suzuki - Derbi Motomax	204.5
15	18		Marcel KELLENBERGER	SUI	Kawasaki - Team Bolliger	204.1
16	22		Ronnie SMITH	GBR	Suzuki - MSS Performance	204.1
17	91		Denny MASCARENHAS	POR	Suzuki - Denny Mascarenhas	204.1
18	23		Steve ALLAN	GBR	Suzuki - MSS Performance	203.3
19	19		Frank HEIDGER	GER	Yamaha - Team KFM Motorrader	202.6
20	10		Dean ASHTON	GBR	Suzuki - A.P.C. Racing	202.6
21	15		Nigel DAVIES	GBR	Suzuki - Dragon Racing	194.2
22	81	S	HUANG Shi Zhao	CHN	Yamaha - China Yingang Racing	191.8
23	82	S	Cameron DONALD	AUS	Yamaha - China Yingang Racing	190.4
24	31	S	HENDRIYANSYAH	INA	Yamaha - Zong Shen Racing Team	190.1
25	92	S	Joao FERNANDES	POR	Honda - Joao Fernandes	189.4
26	30	S	SOU Se Hong	MAC	Yamaha - Zong Shen Racing Team	187.8
27	37	S	CHIA Tuck Cheong	MAS	Yamaha - Zong Shen Racing Team	187.8
28	32	S	LAW Hong Ching	HKG	Yamaha - Zong Shen Racing Team	183.9
29	36	S	TAI Seng Koo	MAS	Yamaha - Zong Shen Racing Team	182.1




35th Macau Motorcycle Grand Prix SPEED TRAP - SECTOR 1

(contd.)

POS	NO	CL	NAME	NAT	ENTRY	KPH
1	4		John MCGUINNESS	GBR	Honda - Honda Britain Paul Bird	253.5
2	2		David JEFFERIES	GBR	Yamaha - V & M Racing	252.9
3	91		Denny MASCARENHAS	POR	Suzuki - Denny Mascarenhas	251.7
4	33		Thomas HINTERREITER	AUT	Suzuki - Rubatto Racing	251.7
5	8		Roger BENNETT	GBR	Ducati - Reve Red Bull Ducati	246.0
6	7		Iain DUFFUS	GBR	Suzuki - East Coast Superbikes	243.2
7	18		Marcel KELLENBERGER	SUI	Kawasaki - Team Bolliger	242.1
8	25		Pete JENNINGS	GBR	Suzuki - Derbi Motomax	242.1
9	82	S	Cameron DONALD	AUS	Yamaha - China Yingang Racing	242.1
10	23		Steve ALLAN	GBR	Suzuki - MSS Performance	241.6
11	5		Gus SCOTT	GBR	Honda - Honda Britain Paul Bird	240.5
12	6		Markus BARTH	GER	Suzuki - Team Suzuki Schafer	240.5
13	22		Ronnie SMITH	GBR	Suzuki - MSS Performance	240.0
14	10		Dean ASHTON	GBR	Suzuki - A.P.C. Racing	238.4
15	42		Benny JERZENBECK	GER	Suzuki - Bender 4 Star Racing	238.4
16	77		Ryan FARQUHAR	GBR	Yamaha - McAdoo Racing	236.8
17	30	S	SOU Se Hong	MAC	Yamaha - Zong Shen Racing Team	234.7
18	19		Frank HEIDGER	GER	Yamaha - Team KFM Motorrader	233.2
19	37	S	CHIA Tuck Cheong	MAS	Yamaha - Zong Shen Racing Team	231.7
20	81	S	HUANG Shi Zhao	CHN	Yamaha - China Yingang Racing	231.7
21	14		Adrian ARCHIBALD	GBR	Honda - Red Bull Honda Racing	229.7
22	17		Brian MORRISON	GBR	Suzuki - BMR	225.9
23	11		Ian LOUGHER	GBR	Suzuki - TAS Suzuki GB	225.9
24	32	S	LAW Hong Ching	HKG	Yamaha - Zong Shen Racing Team	223.6
25	92	S	Joao FERNANDES	POR	Honda - Joao Fernandes	223.1
26	24		Mark MILLER	USA	Suzuki - Attack Suzuki	221.3
27	38	S	Yusuke TAKEYAMA	JPN	Yamaha - Zong Shen Racing Team	218.6
28	15		Nigel DAVIES	GBR	Suzuki - Dragon Racing	216.0
29	31	S	HENDRIYANSYAH	INA	Yamaha - Zong Shen Racing Team	208.4
30	36	S	TAI Seng Koo	MAS	Yamaha - Zong Shen Racing Team	194.9

BULLETIN TK087



**35th Macau Motorcycle Grand Prix
SPEED TRAP - SECTOR 2**

(contd.)

POS NO CL NAME

NAT ENTRY

KPH

Weather / Track : Sunny / Dry

MST Sports Timing

www.mstworld.com

Circuito Da Guia
Circuit Length = 6.1200 km.
Start: 09:35 End: 10:17

Issued - 10:24 Saturday, 17 November 2001