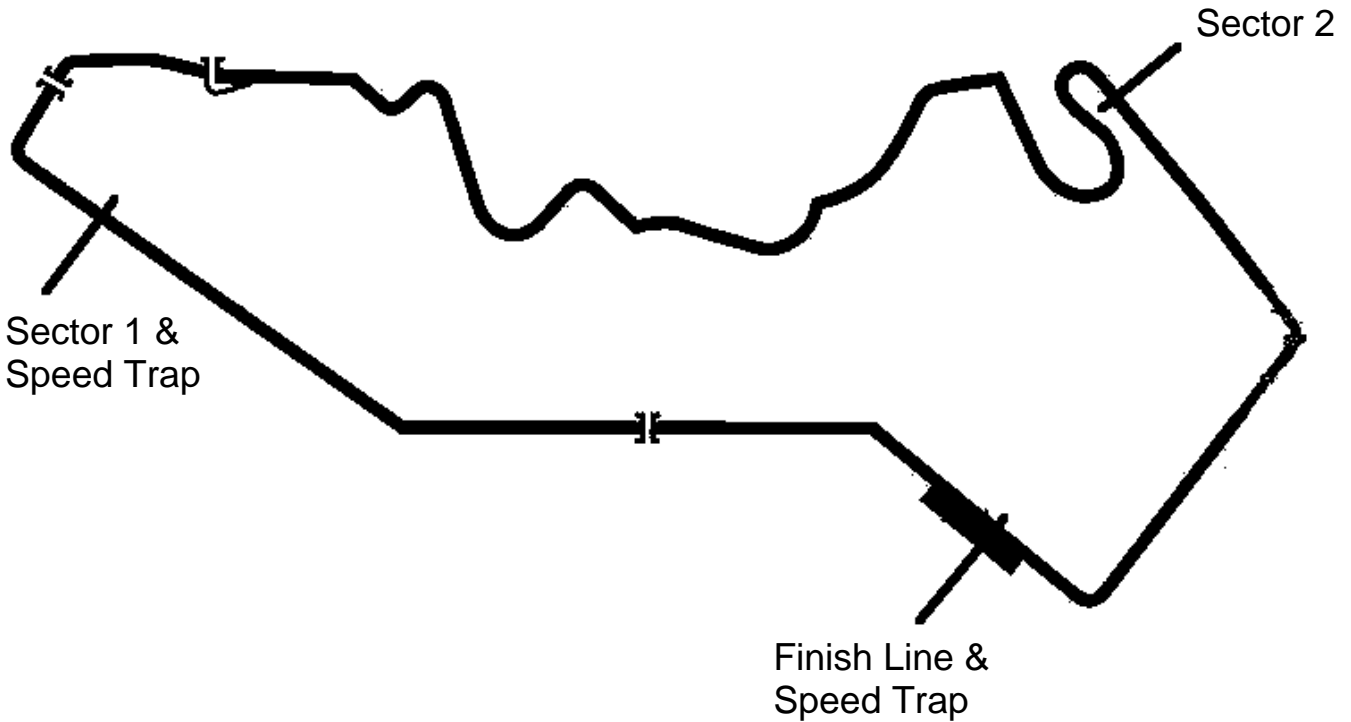


BULLETIN TK001



Circuito Da Guia – 6.12km

TIMING PAGES

PAGES 1 AND 2 – CLASSIFICATION

PRACTICE MODE

- P** - POSITION
- NUM** - CAR/BIKE NUMBER
- NAME** - DRIVER/RIDER
- BEST** - BEST TIME

- DIFF** - GAP TO POLE POSITION

- LAP** - NUMBER OF LAPS COMPLETED
- LAST** - LAST LAP TIME
- GREEN SPOT** - FASTEST LAP ON LAST LAP
- RED SQUARE** - CAR/BIKE IN PITS

RACE MODE

- P** - POSITION
- NUM** - CAR/BIKE NUMBER
- NAME** - DRIVER/RIDER
- GAP** - NUMBER OF LAPS FOR LEADER;
GAP TO LEADER
- INT** - INTERVAL BETWEEN
CARS/BIKES
- PS** - NUMBER OF PIT STOPS
- LAST** - LAST LAP TIME

PAGE 3

SPEED CLASSIFICATION WITH SECTOR 1 AND FINISH LINE SPEEDS

PAGE 4 – SCROLLING SCREEN

- NUM** - CAR/BIKE NUMBER
- NAME** - DRIVER/RIDER
- SPLIT** - TIME FROM FINISH LINE TO SECTOR 2
- TRAP** - EMPTY
- LAPTIME** - LAST LAP TIME
- LAP** - LAPS COMPLETED
- FL SPEED** - SPEED AT FINSH LINE
- WHITE NAME** - COMPLETED LAP
- YELLOW NAME** - SECTOR INFORMATION
- GREEN INFO** - PERSONAL BEST
- PURPLE INFO** - OVERALL BEST



Asian Formula 2000 Challenge CLASSIFICATION - FREE PRACTICE

POS	NO	CL	DRIVER	NAT	CAR	TIME	LAPS	GAP	KPH
1	32		Katsuyuki HIRANAKA	JPN	AF2000 - XO Racing	2:35.724	11		141.48
2	93		Philippe DESCOMBES	HKG	AF2000 - Team Fila FRD	2:36.227	11	0.503	141.02
3	21		Jim KATO	HKG	AF2000 - Ghiasports Racing Team	2:37.231	5	1.507	140.12
4	50		Denis LIAN	SIN	AF2000 - EZ Import.com	2:38.232	11	2.508	139.23
5	31		Tatsuya KATAOKA	JPN	AF2000 - XO Racing	2:38.578	10	2.854	138.93
6	60		Cesar CAMPANICO	POR	AF2000 - Ghiasports Racing Team	2:38.697	5	2.973	138.83
7	29		WANG Chao	CHN	AF2000 - Ghiasports Racing Team	2:39.016	10	3.292	138.55
8	96		David LOUIE	HKG	AF2000 - Ghiasports Racing Team	2:39.696	11	3.972	137.96
9	38		Philip MA	HKG	AF2000 - Ghiasports Racing Team	2:39.732	11	4.008	137.93
10	7		Mike MILLER	HKG	AF2000 - Road/Track Motorsport	2:40.097	9	4.373	137.61
11	72		Mark MAYALL	GBR	AF2000 - Team Meritus	2:40.462	9	4.738	137.30
12	5		Karun CHANDHOK	IND	AF2000 - Sonenscher Racing	2:40.469	10	4.745	137.29
13	68		Kinson LOO	HKG	AF2000 - Ghiasports Racing Team	2:40.571	10	4.847	137.21
14	99		Eddy LO	HKG	AF2000 - Ghiasports Racing Team	2:42.065	10	6.341	135.94
15	90		Stephen CHAU	HKG	AF2000 - Ghiasports Racing Team	2:42.172	10	6.448	135.85
16	11		Albert YUE	HKG	AF2000 - Ghiasports Racing Team	2:42.404	10	6.680	135.66
17	92		Samson CHAN	HKG	AF2000 - Ghiasports Racing Team	2:42.451	11	6.727	135.62
18	30		Paul LAU	HKG	AF2000 - Ghiasports Racing Team	2:42.943	10	7.219	135.21
19	73		Harold PRIMAT	GBR	AF2000 - Team Meritus	2:44.932	10	9.208	133.58
20	6		Nick THOMAS	HKG	AF2000 - Road/Track Motorsport	2:45.623	10	9.899	133.02
21	83		Joman CHAU	HKG	AF2000 - Ghiasports Racing Team	2:46.636	10	10.912	132.21
22	66		Michael CHOI	HKG	AF2000 - Ghiasports Racing Team	2:47.503	10	11.779	131.53
23	70		Matthew MARSH	GBR	AF2000 - Sonenscher Racing	2:48.201	10	12.477	130.98
24	25		Mitsuhiro YOSHIDA	JPN	AF2000 - XO Racing	2:49.959	7	14.235	129.63
25	8		Barry FORTH	HKG	AF2000 - Road/Track Motorsport	2:52.676	10	16.952	127.59
26	41		Tohru JITSUKAWA	JPN	AF2000 - Team IMM	2:59.111	9	23.387	123.00
27	82		Alan WONG	HKG	AF2000 - Ghiasports Racing Team	3:00.709	10	24.985	121.92
28	69		Kenneth LAU	HKG	AF2000 - Ghiasports Racing Team	3:16.438	3	40.714	112.15
29	55		Peter TONG	HKG	AF2000 - Ghiasports Racing Team	15:37.933	1	13:02.209	23.49

Weather / Track : Cloudy / Dry

MST Sports Timing

 Circuito Da Guia
 Circuit Length = 6.1200 km.
 Start: 12:12 End: 12:42

Clerk of Course	Stewards	Timekeeper
-----------------	----------	------------



Asian Formula 2000 Challenge LAP ANALYSIS - FREE PRACTICE

5	Karun CHANDHOK	IND	AF2000 - Sonenscher Racing
1 - X:00.000	6 - 2:45.455		
2 - 3:16.798	7 - 2:48.056		
3 - 2:49.531	8 - 2:40.469		
4 - 3:25.910	9 - 2:44.634		
5 - 2:47.748	10 - 2:40.891		
6	Nick THOMAS	HKG	AF2000 - Road/Track Motorsport
1 - X:00.000	6 - 2:48.065		
2 - 3:07.095	7 - 2:52.826		
3 - 2:52.166	8 - 2:45.623		
4 - 3:00.526P	9 - 2:49.160		
5 - 5:39.354	10 - 3:05.341		
7	Mike MILLER	HKG	AF2000 - Road/Track Motorsport
1 - X:00.000	6 - 2:53.432		
2 - 3:17.059	7 - 2:40.097		
3 - 2:48.688	8 - 2:44.871		
4 - 4:12.917P	9 - 2:40.666		
5 - 5:16.038			
8	Barry FORTH	HKG	AF2000 - Road/Track Motorsport
1 - X:00.000	6 - 2:55.794		
2 - 3:03.720	7 - 2:55.352		
3 - 3:10.047	8 - 2:55.058		
4 - 3:32.340	9 - 2:57.185		
5 - 3:19.785	10 - 2:52.676		
11	Albert YUE	HKG	AF2000 - Ghiasports Racing Team
1 - X:00.000	6 - 2:52.179		
2 - 3:07.556	7 - 2:47.545		
3 - 2:58.347	8 - 2:47.197		
4 - 4:01.474	9 - 2:42.910		
5 - 2:50.714	10 - 2:42.404		
21	Jim KATO	HKG	AF2000 - Ghiasports Racing Team
1 - X:00.000			
2 - 2:37.231			
3 - 2:41.631			
4 - 2:49.520			
5 - 3:16.951P			
25	Mitsuhiro YOSHIDA	JPN	AF2000 - XO Racing
1 - X:00.000	6 - 2:58.511		
2 - 3:22.595	7 - 2:49.959		
3 - 3:11.247			
4 - 3:23.684			
5 - 3:16.068			

**Asian Formula 2000 Challenge
LAP ANALYSIS - FREE PRACTICE**

(contd.)

29	WANG Chao	CHN	AF2000 - Ghiasports Racing Team
1 - X:00.000	6 - 2:45.295		
2 - 3:22.060	7 - 2:46.791		
3 - 3:14.164	8 - 2:43.604		
4 - 3:09.393	9 - 3:03.229		
5 - 3:08.547	10 - 2:39.016		
30	Paul LAU	HKG	AF2000 - Ghiasports Racing Team
1 - X:00.000	6 - 2:48.420		
2 - 3:12.140	7 - 2:44.656		
3 - 3:20.903	8 - 2:43.297		
4 - 3:39.933	9 - 2:52.540		
5 - 3:20.905	10 - 2:42.943		
31	Tatsuya KATAOKA	JPN	AF2000 - XO Racing
1 - X:00.000	6 - 2:43.866		
2 - 3:03.903	7 - 2:40.970		
3 - 2:52.254	8 - 2:38.578		
4 - 3:50.399	9 - 2:41.825		
5 - 2:45.447	10 - 2:39.290		
32	Katsuyuki HIRANAKA	JPN	AF2000 - XO Racing
1 - X:00.000	6 - 2:38.260	11 - 2:35.943	
2 - 3:00.874	7 - 2:39.317		
3 - 2:56.885	8 - 2:39.830		
4 - 2:42.203	9 - 2:35.724		
5 - 2:44.386	10 - 2:42.149		
38	Philip MA	HKG	AF2000 - Ghiasports Racing Team
1 - X:00.000	6 - 2:39.732	11 - 2:44.292	
2 - 3:06.475	7 - 2:44.424		
3 - 2:59.425	8 - 2:40.668		
4 - 2:43.382	9 - 2:41.225		
5 - 2:41.995	10 - 2:45.090		
41	Tohru JITSUKAWA	JPN	AF2000 - Team IMM
1 - X:00.000	6 - 3:07.275		
2 - 3:27.600	7 - 3:04.670		
3 - 3:22.091	8 - 2:59.266		
4 - 4:06.864	9 - 2:59.111		
5 - 3:28.865			
50	Denis LIAN	SIN	AF2000 - EZ Import.com
1 - X:00.000	6 - 3:16.444	11 - 2:40.983	
2 - 2:49.370	7 - 2:41.249		
3 - 2:49.112	8 - 2:38.232		
4 - 2:47.259	9 - 2:40.408		
5 - 3:06.468	10 - 2:41.969		

**Asian Formula 2000 Challenge
LAP ANALYSIS - FREE PRACTICE**

(contd.)

55	Peter TONG	HKG	AF2000 - Ghiasports Racing Team
1 - X:00.000			
60	Cesar CAMPANICO	POR	AF2000 - Ghiasports Racing Team
1 - X:00.000 2 - 2:49.928 3 - 2:42.396 4 - 2:38.697 5 - 3:28.890P			
66	Michael CHOI	HKG	AF2000 - Ghiasports Racing Team
1 - X:00.000 6 - 2:49.579 2 - 3:09.463 7 - 2:47.503 3 - 2:56.391 8 - 2:47.959 4 - 3:46.742 9 - 2:48.109 5 - 2:53.312 10 - 2:47.508			
68	Kinson LOO	HKG	AF2000 - Ghiasports Racing Team
1 - X:00.000 6 - 2:48.318 2 - 3:19.147 7 - 2:48.800 3 - 2:56.092 8 - 2:44.776 4 - 3:53.300 9 - 2:44.754 5 - 2:49.142 10 - 2:40.571			
69	Kenneth LAU	HKG	AF2000 - Ghiasports Racing Team
1 - X:00.000 2 - 3:24.080 3 - 3:16.438			
70	Matthew MARSH	GBR	AF2000 - Sonenscher Racing
1 - X:00.000 6 - 2:59.533 2 - 3:20.927 7 - 2:54.242 3 - 3:16.715 8 - 2:52.159 4 - 3:08.921 9 - 2:49.201 5 - 3:15.590 10 - 2:48.201			
72	Mark MAYALL	GBR	AF2000 - Team Meritus
1 - X:00.000 6 - 2:42.731 2 - 3:09.273 7 - 2:40.462 3 - 2:56.537 8 - 2:41.491 4 - 4:03.960P 9 - 2:58.245 5 - 4:29.850			

**Asian Formula 2000 Challenge
LAP ANALYSIS - FREE PRACTICE**

(contd.)

73	Harold PRIMAT	GBR	AF2000 - Team Meritus
1 - X:00.000	6 - 2:52.690		
2 - 3:16.302	7 - 2:48.982		
3 - 3:03.170	8 - 2:47.165		
4 - 3:21.292	9 - 2:51.342		
5 - 3:21.041	10 - 2:44.932		
82	Alan WONG	HKG	AF2000 - Ghipsports Racing Team
1 - X:00.000	6 - 3:09.037		
2 - 3:21.985	7 - 3:07.265		
3 - 3:14.015	8 - 3:01.118		
4 - 3:09.922	9 - 3:03.123		
5 - 3:10.192	10 - 3:00.709		
83	Joman CHAU	HKG	AF2000 - Ghipsports Racing Team
1 - X:00.000	6 - 2:49.143		
2 - 3:12.203	7 - 2:50.148		
3 - 3:01.278	8 - 2:48.218		
4 - 3:06.550	9 - 2:46.636		
5 - 2:52.857	10 - 2:53.112		
90	Stephen CHAU	HKG	AF2000 - Ghipsports Racing Team
1 - X:00.000	6 - 2:47.329		
2 - 3:18.196	7 - 2:44.462		
3 - 3:14.656	8 - 2:42.172		
4 - 3:07.935	9 - 2:42.881		
5 - 2:52.210	10 - 2:58.532		
92	Samson CHAN	HKG	AF2000 - Ghipsports Racing Team
1 - X:00.000	6 - 2:48.791	11 - 2:42.451	
2 - 3:07.485	7 - 2:45.794		
3 - 3:00.452	8 - 2:42.940		
4 - 2:59.665	9 - 2:43.782		
5 - 2:52.135	10 - 2:44.986		
93	Philippe DESCOMBES	HKG	AF2000 - Team Fila FRD
1 - X:00.000	6 - 2:59.626	11 - 2:49.619	
2 - 2:42.104	7 - 2:52.332		
3 - 2:38.785	8 - 3:13.380		
4 - 2:47.721	9 - 2:36.227		
5 - 4:02.176	10 - 2:54.185		
96	David LOUIE	HKG	AF2000 - Ghipsports Racing Team
1 - X:00.000	6 - 2:59.735	11 - 2:41.366	
2 - 3:01.677	7 - 2:49.921		
3 - 2:51.913	8 - 2:39.696		
4 - 2:45.115	9 - 2:40.632		
5 - 2:43.635	10 - 2:51.952		



Asian Formula 2000 Challenge
LAP ANALYSIS - FREE PRACTICE

(contd.)

99	Eddy LO	HKG	AF2000 - Ghiasports Racing Team
1 - X:00.000	6 - 2:47.313		
2 - 3:07.642	7 - 2:50.752		
3 - 2:59.900	8 - 2:42.630		
4 - 4:03.519	9 - 2:44.204		
5 - 2:51.331	10 - 2:42.065		



Asian Formula 2000 Challenge CLASSIFICATION - QUALIFYING

POS	NO	CL	DRIVER	NAT	CAR	TIME	LAPS	GAP	KPH
1	93		Philippe DESCOMBES	FRA	AF2000 - Team Fila FRD	2:30.171	10		146.71
2	21		Jim KATO	HKG	AF2000 - Ghiasports Racing Team	2:31.476	10	1.305	145.44
3	60		Cesar CAMPANICO	POR	AF2000 - Ghiasports Racing Team	2:31.879	10	1.708	145.06
4	32		Katsuyuki HIRANAKA	JPN	AF2000 - XO Racing	2:32.615	10	2.444	144.36
5	31		Tatsuya KATAOKA	JPN	AF2000 - XO Racing	2:34.035	10	3.864	143.03
6	50		Denis LIAN	SIN	AF2000 - EZ Import.com	2:35.229	9	5.058	141.93
7	5		Karun CHANDHOK	IND	AF2000 - Sonenscher Racing	2:35.638	10	5.467	141.55
8	96		David LOUIE	HKG	AF2000 - Ghiasports Racing Team	2:35.692	8	5.521	141.51
9	7		Mike MILLER	HKG	AF2000 - Road/Track Motorsport	2:36.297	9	6.126	140.96
10	90		Stephen CHAU	HKG	AF2000 - Ghiasports Racing Team	2:36.973	9	6.802	140.35
11	73		Harold PRIMAT	GBR	AF2000 - Team Meritus	2:37.897	9	7.726	139.53
12	68		Kinson LOO	HKG	AF2000 - Ghiasports Racing Team	2:39.323	9	9.152	138.28
13	38		Philip MA	HKG	AF2000 - Ghiasports Racing Team	2:39.511	10	9.340	138.12
14	29		WANG Chao	CHN	AF2000 - Ghiasports Racing Team	2:39.849	4	9.678	137.83
15	72		Mark MAYALL	GBR	AF2000 - Team Meritus	2:40.331	6	10.160	137.41
16	6		Nick THOMAS	HKG	AF2000 - Road/Track Motorsport	2:40.440	9	10.269	137.32
17	70		Matthew MARSH	GBR	AF2000 - Sonenscher Racing	2:40.795	9	10.624	137.01
18	11		Albert YUE	HKG	AF2000 - Ghiasports Racing Team	2:41.883	9	11.712	136.09
19	30		Paul LAU	HKG	AF2000 - Ghiasports Racing Team	2:42.930	7	12.759	135.22
20	99		Eddy LO	HKG	AF2000 - Ghiasports Racing Team	2:43.479	9	13.308	134.77
21	8		Barry FORTH	HKG	AF2000 - Road/Track Motorsport	2:44.011	9	13.840	134.33
22	66		Michael CHOI	HKG	AF2000 - Ghiasports Racing Team	2:44.021	9	13.850	134.32
23	83		Joman CHAN	HKG	AF2000 - Ghiasports Racing Team	2:44.464	9	14.293	133.96
QUALIFICATION MAXIMA 2:45.188									
41			Tohru JITSUKAWA	JPN	AF2000 - Team IMM	2:45.288	5	15.117	133.29
55			Peter TONG	HKG	AF2000 - Ghiasports Racing Team	2:52.424	6	22.253	127.77
25			Mitsuhiro YOSHIDA	JPN	AF2000 - XO Racing	2:56.169	8	25.998	125.06
82			Alan WONG	HKG	AF2000 - Ghiasports Racing Team	2:56.586	9	26.415	124.76
69			Kenneth LAU	HKG	AF2000 - Ghiasports Racing Team	3:11.775	8	41.604	114.88
92			Samson CHAN	HKG	AF2000 - Ghiasports Racing Team	14:25.460	1	11:55.289	25.45

Weather / Track : Cloudy / Dry

MST Sports Timing

 Circuito Da Guia
 Circuit Length = 6.1200 km.
 Start: 17:07 End: 17:32

Clerk of Course	Stewards	Timekeeper
-----------------	----------	------------



Asian Formula 2000 Challenge LAP ANALYSIS - QUALIFYING

5	Karun CHANDHOK	IND	AF2000 - Sonenscher Racing
1 - X:00.000	6 - 2:59.432		
2 - 2:36.371	7 - 2:39.912		
3 - 2:37.980	8 - 2:35.638		
4 - 2:57.917	9 - 2:35.714		
5 - 2:36.917	10 - 2:56.116		
6	Nick THOMAS	HKG	AF2000 - Road/Track Motorsport
1 - X:00.000	6 - 3:01.926		
2 - 2:56.232	7 - 2:40.440		
3 - 2:44.043	8 - 2:40.668		
4 - 2:40.616	9 - 2:54.528		
5 - 2:41.695			
7	Mike MILLER	HKG	AF2000 - Road/Track Motorsport
1 - X:00.000	6 - 2:54.073		
2 - 2:42.057	7 - 2:39.590		
3 - 2:44.224	8 - 2:36.297		
4 - 2:37.560	9 - 2:36.551		
5 - 2:42.250			
8	Barry FORTH	HKG	AF2000 - Road/Track Motorsport
1 - X:00.000	6 - 2:49.005		
2 - 2:55.601	7 - 2:44.635		
3 - 2:48.568	8 - 2:44.011		
4 - 2:44.366	9 - 2:45.101		
5 - 2:47.241			
11	Albert YUE	HKG	AF2000 - Ghiasports Racing Team
1 - X:00.000	6 - 2:46.939		
2 - 2:54.885	7 - 2:44.673		
3 - 2:50.708	8 - 2:42.592		
4 - 2:45.581	9 - 2:41.883		
5 - 2:56.435			
21	Jim KATO	HKG	AF2000 - Ghiasports Racing Team
1 - X:00.000	6 - 2:38.834		
2 - 2:35.206	7 - 2:32.004		
3 - 2:35.377	8 - 2:39.784		
4 - 2:34.542	9 - 2:31.824		
5 - 2:31.476	10 - 2:39.102		
25	Mitsuhiro YOSHIDA	JPN	AF2000 - XO Racing
1 - X:00.000	6 - 2:59.309		
2 - 3:04.001	7 - 2:56.169		
3 - 3:05.010	8 - 2:57.757		
4 - 3:02.494			
5 - 3:01.408			

**Asian Formula 2000 Challenge
LAP ANALYSIS - QUALIFYING**

(contd.)

29	WANG Chao	CHN	AF2000 - Ghiasports Racing Team
1 - X:00.000 2 - 2:55.854 3 - 2:43.556 4 - 2:39.849			
30	Paul LAU	HKG	AF2000 - Ghiasports Racing Team
1 - X:00.000 6 - 2:56.220 2 - 2:47.484 7 - 2:43.041 3 - 2:54.294 4 - 2:46.781 5 - 2:42.930			
31	Tatsuya KATAOKA	JPN	AF2000 - XO Racing
1 - X:00.000 6 - 2:35.223 2 - 2:41.270 7 - 2:35.557D 3 - 2:35.771 8 - 5:13.521 4 - 2:58.717 9 - 2:34.035 5 - 2:54.364 10 - 2:44.600			
32	Katsuyuki HIRANAKA	JPN	AF2000 - XO Racing
1 - X:00.000 6 - 2:34.502 2 - 2:42.020 7 - 2:40.896 3 - 2:36.706 8 - 2:32.615 4 - 2:44.276 9 - 2:47.390 5 - 2:36.012 10 - 2:37.555			
38	Philip MA	HKG	AF2000 - Ghiasports Racing Team
1 - X:00.000 6 - 2:40.150 2 - 2:46.558 7 - 2:39.511 3 - 2:40.444 8 - 2:40.320 4 - 2:45.272 9 - 2:40.535 5 - 2:40.497 10 - 2:48.612			
41	Tohru JITSUKAWA	JPN	AF2000 - Team IMM
1 - X:00.000 2 - 2:49.069 3 - 2:50.414 4 - 2:45.288 5 - 2:46.665			
50	Denis LIAN	SIN	AF2000 - EZ Import.com
1 - X:00.000 6 - 2:49.515 2 - 2:39.622 7 - 2:35.229 3 - 2:39.528 8 - 2:35.638 4 - 2:57.688 9 - 2:38.131 5 - 2:53.888			

**Asian Formula 2000 Challenge
LAP ANALYSIS - QUALIFYING**


(contd.)

55	Peter TONG	HKG	AF2000 - Ghiasports Racing Team
1 - X:00.000	6 - 2:56.649		
2 - 3:06.209			
3 - 2:54.395			
4 - 2:52.424			
5 - 2:53.059			
60	Cesar CAMPANICO	POR	AF2000 - Ghiasports Racing Team
1 - X:00.000	6 - 2:32.993		
2 - 2:41.733	7 - 2:43.432		
3 - 2:35.044	8 - 2:31.879		
4 - 2:55.932	9 - 2:50.036		
5 - 2:33.211	10 - 2:37.060		
66	Michael CHOI	HKG	AF2000 - Ghiasports Racing Team
1 - X:00.000	6 - 2:49.609		
2 - 2:55.574	7 - 2:44.021		
3 - 2:48.597	8 - 2:46.654		
4 - 2:44.647	9 - 2:58.359		
5 - 2:47.176			
68	Kinson LOO	HKG	AF2000 - Ghiasports Racing Team
1 - X:00.000	6 - 2:51.905		
2 - 2:54.204	7 - 2:48.329		
3 - 2:43.411	8 - 2:39.323		
4 - 2:40.082	9 - 2:41.034		
5 - 3:15.902			
69	Kenneth LAU	HKG	AF2000 - Ghiasports Racing Team
1 - X:00.000	6 - 3:12.500		
2 - 3:29.909	7 - 3:11.775		
3 - 3:25.044	8 - 3:16.799		
4 - 3:21.985			
5 - 3:18.711			
70	Matthew MARSH	GBR	AF2000 - Sonenscher Racing
1 - X:00.000	6 - 2:45.461		
2 - 2:56.532	7 - 2:45.569		
3 - 2:50.696	8 - 2:41.323		
4 - 2:45.127	9 - 2:40.795		
5 - 2:56.742			
72	Mark MAYALL	GBR	AF2000 - Team Meritus
1 - X:00.000	6 - 3:18.604P		
2 - 2:42.558			
3 - 2:40.331			
4 - 2:50.187			
5 - 2:49.829			

**Asian Formula 2000 Challenge
LAP ANALYSIS - QUALIFYING**

(contd.)


73	Harold PRIMAT	GBR	AF2000 - Team Meritus
1 - X:00.000	6 - 2:40.727		
2 - 2:46.909	7 - 2:44.016		
3 - 2:43.499	8 - 2:37.897		
4 - 2:43.190	9 - 2:38.742		
5 - 2:45.595			
82	Alan WONG	HKG	AF2000 - Ghipsports Racing Team
1 - X:00.000	6 - 2:57.857		
2 - 3:04.699	7 - 2:58.799		
3 - 3:02.034	8 - 2:58.284		
4 - 2:59.992	9 - 2:58.370		
5 - 2:56.586			
83	Joman CHAN	HKG	AF2000 - Ghipsports Racing Team
1 - X:00.000	6 - 2:54.622		
2 - 2:56.822	7 - 2:44.596		
3 - 2:50.159	8 - 2:44.464		
4 - 2:51.075	9 - 3:22.517		
5 - 2:50.906			
90	Stephen CHAU	HKG	AF2000 - Ghipsports Racing Team
1 - X:00.000	6 - 2:41.223		
2 - 2:47.426	7 - 2:38.026		
3 - 2:45.159	8 - 2:36.973		
4 - 2:41.415	9 - 2:41.367		
5 - 2:43.659			
92	Samson CHAN	HKG	AF2000 - Ghipsports Racing Team
1 - X:00.000			
93	Philippe DESCOMBES	FRA	AF2000 - Team Fila FRD
1 - X:00.000	6 - 2:30.171		
2 - 2:35.365	7 - 2:49.043		
3 - 2:34.444	8 - 2:30.371		
4 - 3:05.918	9 - 2:49.460		
5 - 2:34.340	10 - 2:36.504		
96	David LOUIE	HKG	AF2000 - Ghipsports Racing Team
1 - X:00.000	6 - 2:37.871		
2 - 2:41.246	7 - 2:40.196		
3 - 2:41.316	8 - 2:35.692		
4 - 2:42.141			
5 - 2:48.395			



Asian Formula 2000 Challenge
LAP ANALYSIS - QUALIFYING


(contd.)

99	Eddy LO	HKG	AF2000 - Ghiasports Racing Team
1 - X:00.000	6 - 2:54.796		
2 - 2:53.366	7 - 2:43.922		
3 - 2:43.479	8 - 2:43.849		
4 - 2:53.810	9 - 2:43.655		
5 - 2:59.501			



**Asian Formula 2000 Challenge
GRID - AMENDED 2**

ROW 15	3:11.775 69 LAU	2:56.586 82 WONG
ROW 14	2:56.169 25 YOSHIDA	2:52.424 55 TONG
ROW 13	2:45.288 41 JITSUKAWA	14:25.460 92 CHAN
ROW 12	2:44.464 83 CHAN	2:44.021 66 CHOI
ROW 11	2:44.011 8 FORTH	2:43.479 99 LO
ROW 10	2:42.930 30 LAU	2:41.883 11 YUE
ROW 9	2:40.795 70 MARSH	2:40.440 6 THOMAS
ROW 8	2:40.331 72 MAYALL	2:39.849 29 WANG
ROW 7	2:39.511 38 MA	2:39.323 68 LOO
ROW 6	2:37.897 73 PRIMAT	2:36.973 90 CHAU
ROW 5	2:36.297 7 MILLER	2:35.692 96 LOUIE
ROW 4	2:35.638 5 CHANDHOK	2:35.229 50 LIAN
ROW 3	2:34.035 31 KATAOKA	2:32.615 32 HIRANAKA
ROW 2	2:31.879 60 CAMPANICO	2:31.476 21 KATO
ROW 1	2:30.171 93 DESCOMBES	
POLE		



Weather / Track : Cloudy / Dry

MST Sports Timing

Circuito Da Guia
Circuit Length = 6.1200 km.
Start: 17:07 End: 17:32

Clerk of Course	Stewards	Timekeeper
-----------------	----------	------------



Asian Formula 2000 Challenge PROVISIONAL RESULT

POS	NO	CL	DRIVER	NAT	CAR	TIME	LAPS	GAP	KPH	BEST
1	93		Philippe DESCOMBES	FRA	AF2000 - Team Fila FRD	25:29.110	10		144.08	2:30.052
2	21		Jim KATO	HKG	AF2000 - Ghiasports Racing Team	25:36.384	10	7.274	143.40	2:31.153
3	5		Karun CHANDHOK	IND	AF2000 - Sonenscher Racing	25:57.668	10	28.558	141.44	2:32.547
4	31		Tatsuya KATAOKA	JPN	AF2000 - XO Racing	25:58.964	10	29.854	141.32	2:32.304
5	73		Harold PRIMAT	GBR	AF2000 - Team Meritus	26:22.148	10	53.038	139.25	2:34.523
6	72		Mark MAYALL	GBR	AF2000 - Team Meritus	26:23.164	10	54.054	139.16	2:34.028
7	96		David LOUIE	HKG	AF2000 - Ghiasports Racing Team	27:11.495	10	1:42.385	135.04	2:37.328
8	29		WANG Chao	CHN	AF2000 - Ghiasports Racing Team	27:12.526	10	1:43.416	134.95	2:37.707
9	90		Stephen CHAU	HKG	AF2000 - Ghiasports Racing Team	27:12.566	10	1:43.456	134.95	2:36.999
10	6		Nick THOMAS	HKG	AF2000 - Road/Track Motorsport	27:14.556	10	1:45.446	134.78	2:36.365
11	70		Matthew MARSH	GBR	AF2000 - Sonenscher Racing	27:15.053	10	1:45.943	134.74	2:36.260
12	99		Eddy LO	HKG	AF2000 - Ghiasports Racing Team	27:36.290	10	2:07.180	133.02	2:38.887
13	92		Samson CHAN	HKG	AF2000 - Ghiasports Racing Team	27:36.330	10	2:07.220	133.01	2:38.792
14	55		Peter TONG	HKG	AF2000 - Ghiasports Racing Team	25:31.062	9	1 LAP	129.51	2:43.491
15	50		Denis LIAN	SIN	AF2000 - EZ Import.com	25:34.384	9	1 LAP	129.23	2:39.816
16	25		Mitsuhiro YOSHIDA	JPN	AF2000 - XO Racing	25:34.973	9	1 LAP	129.18	2:41.922
17	41		Tohru JITSUKAWA	JPN	AF2000 - Team IMM	25:46.370	9	1 LAP	128.22	2:46.511
18	66		Michael CHOI	HKG	AF2000 - Ghiasports Racing Team	26:09.799	9	1 LAP	126.31	2:46.053
19	11		Albert YUE	HKG	AF2000 - Ghiasports Racing Team	26:18.225	9	1 LAP	125.64	2:46.290
20	83		Joman CHAN	HKG	AF2000 - Ghiasports Racing Team	27:12.892	9	1 LAP	121.43	2:54.774
21	69		Kenneth LAU	HKG	AF2000 - Ghiasports Racing Team	27:26.489	9	1 LAP	120.43	2:53.111
22	82		Alan WONG	HKG	AF2000 - Ghiasports Racing Team	27:26.549	9	1 LAP	120.42	2:52.660

NOT CLASSIFIED

8	Barry FORTH	HKG	AF2000 - Road/Track Motorsport	19:20.689	7	D.N.F.	132.87	2:38.949
7	Mike MILLER	HKG	AF2000 - Road/Track Motorsport	13:14.795	5	D.N.F.	138.60	2:36.421
38	Philip MA	HKG	AF2000 - Ghiasports Racing Team	8:39.502	3	D.N.F.	127.23	2:41.886
30	Paul LAU	HKG	AF2000 - Ghiasports Racing Team	6:23.583	2	D.N.F.	114.87	2:56.606
32	Katsuyuki HIRANAKA	JPN	AF2000 - XO Racing		0	D.N.F.	N/A	
60	Cesar CAMPANICO	POR	AF2000 - Ghiasports Racing Team		0	D.N.F.	N/A	
68	Kinson LOO	HKG	AF2000 - Ghiasports Racing Team		0	D.N.F.	N/A	

FASTEST LAP

93	Philippe DESCOMBES	AF2000 - Team Fila FRD	2:30.052	9	146.82kph	91.23mph
----	--------------------	------------------------	----------	---	-----------	----------

Weather / Track : Sunny / Dry

MST Sports Timing

 Circuito Da Guia
 Circuit Length = 6.1200 km.
 Start: 09:12 End: 11:00

Clerk of Course	Stewards	Timekeeper
-----------------	----------	------------



Asian Formula 2000 Challenge FINAL RESULT

POS	NO	CL	DRIVER	NAT	CAR	TIME	LAPS	GAP	KPH	BEST
1	93		Philippe DESCOMBES	FRA	AF2000 - Team Fila FRD	25:29.110	10		144.08	2:30.052
2	21		Jim KATO	HKG	AF2000 - Ghiasports Racing Team	25:36.384	10	7.274	143.40	2:31.153
3	5		Karun CHANDHOK	IND	AF2000 - Sonenscher Racing	25:57.668	10	28.558	141.44	2:32.547
4	31		Tatsuya KATAOKA	JPN	AF2000 - XO Racing	25:58.964	10	29.854	141.32	2:32.304
5	73		Harold PRIMAT	GBR	AF2000 - Team Meritus	26:22.148	10	53.038	139.25	2:34.523
6	72		Mark MAYALL	GBR	AF2000 - Team Meritus	26:23.164	10	54.054	139.16	2:34.028
7	96		David LOUIE	HKG	AF2000 - Ghiasports Racing Team	27:11.495	10	1:42.385	135.04	2:37.328
8	29		WANG Chao	CHN	AF2000 - Ghiasports Racing Team	27:12.526	10	1:43.416	134.95	2:37.707
9	90		Stephen CHAU	HKG	AF2000 - Ghiasports Racing Team	27:12.566	10	1:43.456	134.95	2:36.999
10	6		Nick THOMAS	HKG	AF2000 - Road/Track Motorsport	27:14.556	10	1:45.446	134.78	2:36.365
11	70		Matthew MARSH	GBR	AF2000 - Sonenscher Racing	27:15.053	10	1:45.943	134.74	2:36.260
12	99		Eddy LO	HKG	AF2000 - Ghiasports Racing Team	27:36.290	10	2:07.180	133.02	2:38.887
13	92		Samson CHAN	HKG	AF2000 - Ghiasports Racing Team	27:36.330	10	2:07.220	133.01	2:38.792
14	55		Peter TONG	HKG	AF2000 - Ghiasports Racing Team	25:31.062	9	1 LAP	129.51	2:43.491
15	50		Denis LIAN	SIN	AF2000 - EZ Import.com	25:34.384	9	1 LAP	129.23	2:39.816
16	25		Mitsuhiro YOSHIDA	JPN	AF2000 - XO Racing	25:34.973	9	1 LAP	129.18	2:41.922
17	41		Tohru JITSUKAWA	JPN	AF2000 - Team IMM	25:46.370	9	1 LAP	128.22	2:46.511
18	66		Michael CHOI	HKG	AF2000 - Ghiasports Racing Team	26:09.799	9	1 LAP	126.31	2:46.053
19	11		Albert YUE	HKG	AF2000 - Ghiasports Racing Team	26:18.225	9	1 LAP	125.64	2:46.290
20	83		Joman CHAN	HKG	AF2000 - Ghiasports Racing Team	27:12.892	9	1 LAP	121.43	2:54.774
21	69		Kenneth LAU	HKG	AF2000 - Ghiasports Racing Team	27:26.489	9	1 LAP	120.43	2:53.111
22	82		Alan WONG	HKG	AF2000 - Ghiasports Racing Team	27:26.549	9	1 LAP	120.42	2:52.660

NOT CLASSIFIED

8	Barry FORTH	HKG	AF2000 - Road/Track Motorsport	19:20.689	7	D.N.F.	132.87	2:38.949
7	Mike MILLER	HKG	AF2000 - Road/Track Motorsport	13:14.795	5	D.N.F.	138.60	2:36.421
38	Philip MA	HKG	AF2000 - Ghiasports Racing Team	8:39.502	3	D.N.F.	127.23	2:41.886
30	Paul LAU	HKG	AF2000 - Ghiasports Racing Team	6:23.583	2	D.N.F.	114.87	2:56.606
32	Katsuyuki HIRANAKA	JPN	AF2000 - XO Racing		0	D.N.F.	N/A	
60	Cesar CAMPANICO	POR	AF2000 - Ghiasports Racing Team		0	D.N.F.	N/A	
68	Kinson LOO	HKG	AF2000 - Ghiasports Racing Team		0	D.N.F.	N/A	

FASTEST LAP


93	Philippe DESCOMBES	AF2000 - Team Fila FRD	2:30.052	9	146.82kph	91.23mph
----	--------------------	------------------------	----------	---	-----------	----------

Weather / Track : Sunny / Dry

MST Sports Timing


 Circuito Da Guia
 Circuit Length = 6.1200 km.
 Start: 09:12 End: 11:00

Clerk of Course	Stewards	Timekeeper
-----------------	----------	------------



**Asian Formula 2000 Challenge
LAP CHART**

Lap 1			Lap 2			Lap 3			Lap 4			Lap 5		
No	Behind	Laptime	No	Behind	Laptime	No	Behind	Laptime	No	Behind	Laptime	No	Behind	Laptime
93		2:38.905	93		2:33.569	93		2:31.267	93		2:30.706	93		2:31.021
21	2.639	2:41.544	21	2.127	2:33.057	21	2.833	2:31.973	21	4.986	2:32.859	21	5.748	2:31.783
5	4.486	2:43.391	5	7.527	2:36.610	5	10.867	2:34.607	5	15.169	2:35.008	5	18.419	2:34.271
7	7.763	2:46.668	31	11.113	2:36.286	31	15.418	2:35.572	31	20.892	2:36.180	31	24.210	2:34.339
96	8.050	2:46.955	7	12.686	2:38.492	7	18.103	2:36.684	7	23.927	2:36.530	7	29.327	2:36.421
31	8.396	2:47.301	96	16.302	2:41.821	96	24.813	2:39.778	96	31.435	2:37.328	73	36.657	2:35.624
72	11.753	2:50.658	72	18.991	2:40.807	73	25.353	2:37.291	73	32.054	2:37.407	72	38.072	2:36.110
73	12.956	2:51.861	73	19.329	2:39.942	72	25.988	2:38.264	72	32.983	2:37.701	96	39.541	2:39.127
29	28.334	3:07.239	29	38.306	2:43.541	29	45.239	2:38.200	29	55.376	2:40.843	29	1:04.932	2:40.577
38	30.809	3:09.714	38	39.126	2:41.886	90	50.988	2:39.847	90	1:00.092	2:39.810	90	1:06.884	2:37.813
90	34.812	3:13.717	90	42.408	2:41.165	38	55.761	2:47.902P	99	1:07.185	2:41.705	99	1:16.562	2:40.398
8	35.780	3:14.685	8	46.581	2:44.370	99	56.186	2:40.712	8	1:07.662	2:41.154	8	1:17.225	2:40.584
99	36.851	3:15.756	99	46.741	2:43.459	8	57.214	2:41.900	70	1:08.990	2:40.802	70	1:18.381	2:40.412
70	39.027	3:17.932	70	49.070	2:43.612	70	58.894	2:41.091	6	1:09.602	2:40.508	6	1:19.362	2:40.781
6	41.493	3:20.398	6	50.007	2:42.083	6	59.800	2:41.060	92	1:16.904	2:42.599	92	1:29.082	2:43.199
92	42.338	3:21.243	92	52.842	2:44.073	92	1:05.011	2:43.436	55	1:28.125	2:45.984	55	1:43.040	2:45.936
41	43.637	3:22.542	41	56.579	2:46.511	55	1:12.847	2:46.449	41	1:31.411	2:48.363	41	1:48.780	2:48.390
55	44.459	3:23.364	55	57.665	2:46.775	41	1:13.754	2:48.442	66	1:32.303	2:48.766	66	1:49.112	2:47.830
66	45.109	3:24.014	66	58.312	2:46.772	66	1:14.243	2:47.198	25	1:37.562	2:45.142	25	1:50.532	2:43.991
30	48.072	3:26.977	25	1:08.174	2:51.958	25	1:23.126	2:46.219	50	1:45.466	2:42.110	50	1:56.305	2:41.860
25	49.785	3:28.690	30	1:11.109	2:56.606	50	1:34.062	2:43.416	11	2:05.045	2:49.373	11	2:21.317	2:47.293
82	52.937	3:31.842	50	1:21.913	2:53.785	83	1:45.757	2:54.774	83	2:10.875	2:55.824			
69	54.187	3:33.092	83	1:22.250	3:01.196	11	1:46.378	2:54.993	82	2:25.165	3:03.362			
83	54.623	3:33.528	11	1:22.652	3:00.793	82	1:52.509	3:00.527	69	2:30.392	3:01.140			
11	55.428	3:34.333	82	1:23.249	3:03.881	69	1:59.958	3:02.954						
50	1:01.697	3:40.602	69	1:28.271	3:07.653									



Asian Formula 2000 Challenge
LAP CHART

(contd.)

Lap 6			Lap 7			Lap 8			Lap 9			Lap 10		
No	Behind	Laptime	No	Behind	Laptime	No	Behind	Laptime	No	Behind	Laptime	No	Behind	Laptime
93		2:34.688	93		2:32.345	93		2:30.360	93		2:30.052	93		2:36.197
83	1 LAP	2:56.163	21	1.706	2:31.153	21	3.607	2:32.261	41	1 LAP	2:46.526	55	1 LAP	2:49.304
21	2.898	2:31.838	11	1 LAP	2:48.444	66	1 LAP	3:15.320	21	6.973	2:33.418	50	1 LAP	2:45.158
5	22.803	2:39.072	5	25.157	2:34.699	11	1 LAP	2:47.799	66	1 LAP	2:46.053	25	1 LAP	2:48.340
31	25.530	2:36.008	31	27.215	2:34.030	5	27.344	2:32.547	5	30.914	2:33.622	21	7.274	2:36.498
82	1 LAP	3:06.227	83	1 LAP	2:58.852	31	29.159	2:32.304	31	32.665	2:33.558	41	1 LAP	2:48.665
69	1 LAP	3:01.432	73	42.297	2:37.344	73	48.676	2:36.739	11	1 LAP	2:46.290	5	28.558	2:33.841
73	37.298	2:35.329	72	45.511	2:37.220	72	52.031	2:36.880	73	53.147	2:34.523	31	29.854	2:33.386
72	40.636	2:37.252	82	1 LAP	2:54.861	83	1 LAP	2:58.035	72	56.223	2:34.244	66	1 LAP	2:46.309
96	42.471	2:37.618	96	49.355	2:39.229	96	59.226	2:40.231	83	1 LAP	2:56.731	11	1 LAP	2:48.907
29	1:07.951	2:37.707	69	1 LAP	2:56.587	82	1 LAP	2:54.955	96	1:36.139	3:06.965	73	53.038	2:36.088
90	1:09.195	2:36.999	29	1:15.770	2:40.164	69	1 LAP	2:54.502	90	1:40.395	2:43.884	72	54.054	2:34.028
99	1:20.761	2:38.887	90	1:16.232	2:39.382	29	1:26.419	2:41.009	69	1 LAP	2:56.018	96	1:42.385	2:42.443
8	1:21.486	2:38.949	99	1:27.687	2:39.271	90	1:26.563	2:40.691	29	1:40.886	2:44.519	29	1:43.416	2:38.727
70	1:22.466	2:38.773	8	1:28.188	2:39.047	70	1:35.772	2:37.124	82	1 LAP	2:58.234	90	1:43.456	2:39.258
6	1:23.693	2:39.019	70	1:29.008	2:38.887	6	1:36.589	2:37.124	70	1:41.980	2:36.260	83	1 LAP	2:57.789
92	1:36.276	2:41.882	6	1:29.825	2:38.477	99	1:41.355	2:44.028	6	1:42.902	2:36.365	6	1:45.446	2:38.741
55	1:51.843	2:43.491	92	1:45.009	2:41.078	92	1:54.285	2:39.636	99	1:57.236	2:45.933	70	1:45.943	2:40.160
41	2:01.175	2:47.083	55	2:03.953	2:44.455	55	2:18.897	2:45.304	92	2:04.625	2:40.392	69	1 LAP	2:53.111
25	2:01.275	2:45.431	25	2:10.852	2:41.922	25	2:23.772	2:43.280				82	1 LAP	2:52.660
66	2:01.961	2:47.537	50	2:16.909	2:46.610	50	2:26.365	2:39.816				99	2:07.180	2:46.141
50	2:02.644	2:41.027	41	2:18.678	2:49.848							92	2:07.220	2:38.792